





INTRODUCTION

- 5 Logo Evolution
- 6 Product Line Overview

BACKPACKING & HIKING

- 9 Baltoro & Deva **NEW**
- 17 Stout & Amber **NEW**
- 27 Contour & Cairn

VENTILATED BACKPACKING & HIKING

- 33 Z & J

YOUTH BACKPACKING

- 41 Wander

ACTIVE TRAIL BACKPACKING & HIKING

- 45 Miwok & Maya

TRAIL RUNNING

- 53 Tempo & Pace **NEW**

ALPINE & SKI

- 62 Denali
- 64 Verte
- 66 Alpinisto
- 68 Targhee

TRAVEL

- 74 Border
- 76 Stash Duffel
- 77 Alpaca Duffel

GLOBAL TECH ACCESSORIES

- 79 Raincover, Water Reservoir, Water Bottle **NEW**

EVERYDAY

- 82 Compass **NEW**
- 84 Sketch **NEW**
- 88 Graph **NEW**

SUNBIRD

- 92 Backpacks & Shoulder Bags **NEW**
- 94 Pouches & Totes **NEW**

APPENDIX







When Wayne Gregory founded Gregory Mountain Products in 1977, his mission was simple: to make mountain-ready packs that fit better than anything else.

The first Gregory Mountain Products logo—a.k.a. the “San Diego” tag—is an expression of the Gregory mission, integrating the initials GMP into the mountains of California using simple geometric forms.

That first logo has undergone redesigns throughout the years—from the outspoken, neon 1980’s to the expressive abstract wave of the 90’s and 2000’s—but despite these evolutions, it has never drifted far from the original.

We believe that every time you encounter a new Gregory product, you should witness ever-improving design going hand-in-hand with traditional quality and craftsmanship. Our branding is a distillation of that philosophy: function-driven, constantly evolving, and continuously looking forward but never losing sight of our original mission. The new Gregory logo expresses this with a single, unbroken line, mirroring the clean design of every Gregory product and tracing the path from our mountain roots into the future of the outdoor lifestyle.



1977-1983



1984 -1993



1994-2014

GREGORY MOUNTAIN PRODUCTS

SPRING 2015 PRODUCT LINE OVERVIEW

NEW BACKPACKING	MEN'S				▲ Navy ▲ Shadow ▲ Spark	WOMEN'S				▲ Charcoal ▲ Egyptian ▲ Ruby		
		Baltoro 85	Baltoro 75	Baltoro 65			Deva 80	Deva 70	Deva 60			
NEW BACKPACKING & HIKING	MEN'S					▲ Forest ▲ Maple ▲ Marine ▲ Storm	WOMEN'S					▲ Apple ▲ Shadow ▲ Sky
		Stout 75	Stout 65	Stout 45	Stout 35			Amber 70	Amber 60	Amber 44	Amber 34	
BACKPACKING	MEN'S				▲ Graphite ▲ Reflex	WOMEN'S				▲ Magnetic ▲ Teal		
		Contour 70	Contour 60	Contour 50			Cairn 68	Cairn 58	Cairn 48			
VENTILATED BACKPACKING & HIKING	MEN'S							▲ Marine ▲ Spark ▲ Storm	YOUTH BACKPACKING		▲ Chlorophyll ▲ Navy	
		Z 65	Z 55	Z 40	Z 35	Z 30	Z 25				Wander 70	
	WOMEN'S							▲ Astral ▲ Fog ▲ Moonrise ▲ Twilight		▲ Chlorophyll ▲ Navy		
		J 63	J 53	J 38	J 33	J 28	J 23			Wander 50		
ACTIVE TRAIL BACKPACKING & HIKING	MEN'S							▲ Mistral ▲ Storm ▲ Tropic				
		Miwok 44	Miwok 34	Miwok 24	Miwok 18	Miwok 12	Miwok 6					
	WOMEN'S							▲ Breeze ▲ Fog ▲ Fresh				
		Maya 42	Maya 32	Maya 22	Maya 16	Maya 10	Maya 5					

TRAIL RUNNING
NEW

MEN'S



▲ Carbon
▲ Mistral

WOMEN'S



▲ Fresh
▲ Spring

ALPINE & SKI



▲ Basalt

▲ Alpine
▲ Basalt

▲ Alpine



▲ Basalt
▲ Radiant

TRAVEL



▲ Harbor
▲ Tarmac

▲ Harbor
▲ Tarmac
▲ Safari
▲ Sunset

▲ Black
▲ Red
△ White


ACCESSORIES



▲ Royal

NEW

EVERYDAY
NEW




▲ Carbon
▲ Flame
▲ Navy
▲ True

▲ Carbon
▲ Flame
▲ Navy
▲ True

▲ Carbon
▲ Flame
▲ Navy
▲ True

SUNBIRD
NEW



▲ Rust
▲ Sax
▲ Tan
▲ Trad



BALTORO & DEVA

BACKPACKING

Do it. Take a day, or a week, or a month, or a whole season and do what you've been saying you would for years: **hit the trail.** We guarantee that when you come back—if you come back—you'll be a different person.

But before you go, be sure you're ready for the journey. Ready for endless miles of winding singletrack, sun-baked desert, hushed forest trails, heavenly mountain passes and hard, gritty pavement. It will take confidence—not only in yourself, but in your gear.

That's why we've poured every ounce of experience, knowledge, and technology we possess into redesigning the Baltoro and Deva series of packs—to give you the ultimate in backpacking comfort, performance, and style.

Welcome to the rebirth of a classic.

Welcome to the new Baltoro and Deva series.



BALTORO

RESPONSE A3 SUSPENSION

At the heart of the Baltoro series lies A3, the latest evolution of our groundbreaking, award-winning Response suspension system.

The proprietary A3—or Automatic Angle Adjust—chassis is the reason these packs remain comfortable and balanced, adapting to your body and maintaining your center of gravity through shifting terrain, conditions, and intensity levels.

Response A3 technology makes this the lightest, most dynamic and versatile Baltoro series yet.



RESPONSE A3 TECHNOLOGY

A RESPONSE A3 SUSPENSION adjustable, independently pivoting shoulder harness and hipbelt load panels that actively adapt to different body shapes and help maintain load balance in varying terrain

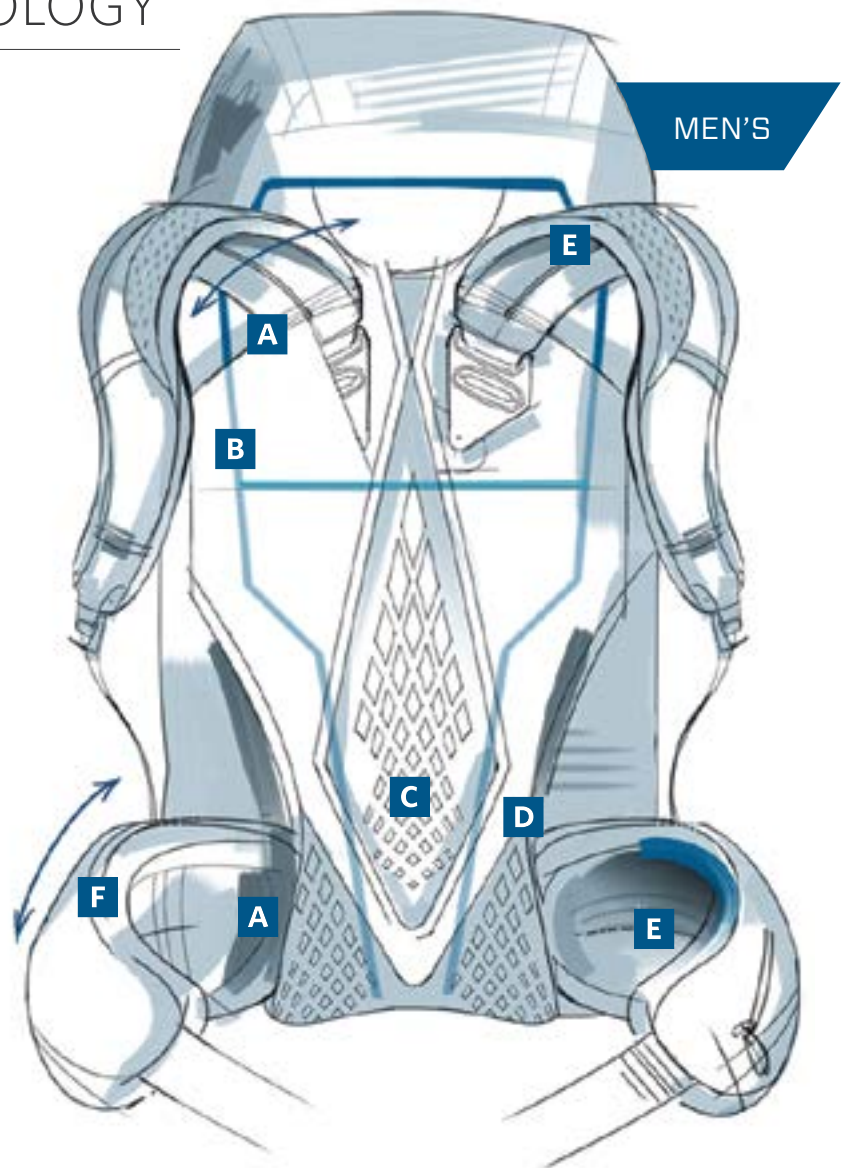
B WISHBONE FRAME an innovative 7075 aluminum alloy internal wire frame that defines the perimeter of the backpanel and channels the load to the center of the lumbar region for dynamic support

C ULTRACUSH BACKPANEL ventilated center channel composite with LifeSpan multi-layer EVA foam and silicone grip overlay at the lumbar region for maximum comfort and stability

D LUMBAR TUNE a removable EVA foam shim offers the user customizable contouring in the lower back lumbar region

E QUICKSWAP 3D PRECURVED COMPONENTS pre-curved, ergonomically tapered shoulder harness straps and hipbelts in multiple sizes, featuring LifeSpan foam and a new easy-change design for quickly finding the perfect custom fit

F COMFORTZONE HIPBELT CONSTRUCTION multi-layer, multi-density LifeSpan EVA foam padding engineered to provide support where needed and relieve pressure on sensitive areas



DEVA

WOMEN'S-SPECIFIC DESIGN

RESPONSE A3 SUSPENSION

The Deva series of packs features A3 Women's, the women's-specific suspension technology that builds on our groundbreaking, award-winning Response suspension system.

The proprietary A3 Women's—or Automatic Angle Adjust—chassis is the reason these packs remain comfortable and balanced, adapting to your body and maintaining your center of gravity through shifting terrain, conditions, and intensity levels.

Response A3 Women's technology makes this the lightest, most dynamic and versatile Deva series yet.



RESPONSE A3 WOMEN'S TECHNOLOGY

A RESPONSE A3 WOMEN'S SUSPENSION adjustable, independently pivoting shoulder harness and hipbelt load panels, optimized for female body contours via custom curvatures and canting at the shoulders and hips

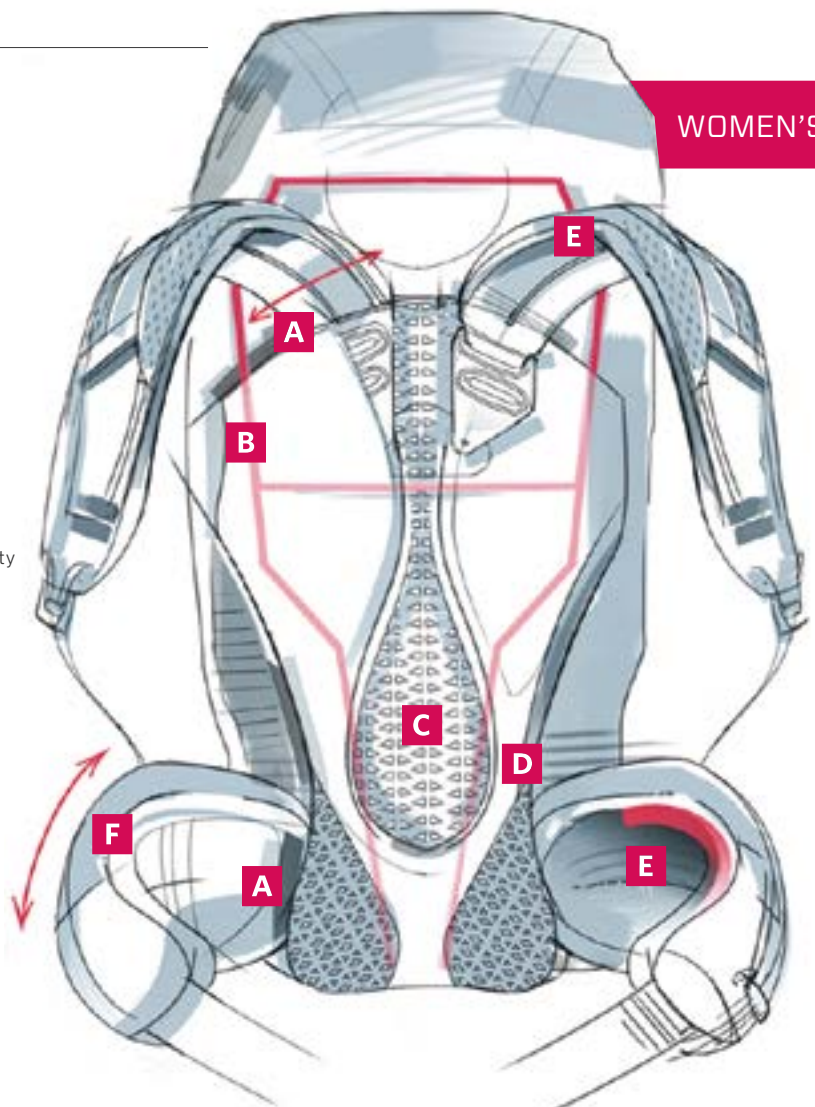
B WISHBONE WOMEN'S FRAME women's-specific 7075 aluminum alloy internal wire frame that defines the perimeter of the backpanel and channels the load to the center of the lumbar region for dynamic support

C ULTRACUSH WOMEN'S BACKPANEL ventilated center channel composite featuring LifeSpan multi-layer EVA foam, women's-specific shaping, and a narrower footprint for maximum comfort, plus silicone comfort grip at the lumbar region for stability

D LUMBAR TUNE a removable EVA shim offers the user two stages of contouring in the lumbar region for the perfect fit

E QUICKSWAP 3D PRECURVED COMPONENTS women's-specific, ergonomically pre-curved and tapered shoulder straps and hipbelts in multiple sizes, featuring LifeSpan foam and an easy-change design

F COMFORTZONE HIPBELT CONSTRUCTION multi-layer, multi-density LifeSpan EVA foam padding engineered to provide support where needed and relieve pressure on sensitive areas



WOMEN'S

BALTORO & DEVA

CUSTOM FIT

Go beyond adjustability and enter the truly customized fit experience created by QuickSwap 3D Precurved harness and hipbelt components. Three harness options and five hipbelt sizes mean up to fifteen possible fit combinations for every Baltoro and Deva model in every torso length. Meanwhile, the removable Lumbar Tune insert gives users the ability to dial in curvature in the lower backpanel for perfect support. By properly correcting shape in multiple dimensions rather than simply adding or subtracting strap material along a single plane, QuickSwap components eliminate dead spots, pressure points, and friction to fully realize the dynamic efficiency of Response A3 suspension.



1 TORSO LENGTH* an accurate torso measurement ensures the majority of the pack's load is correctly transferred onto the main structure of the body – the hips
Men's: S, M, L
Women's: XS, S, M



2 HIPBELT SIZE pre-curved, ergonomically tapered hipbelts in multiple sizes, featuring LifeSpan foam and a new easy-change design for quickly finding the perfect custom fit
Sizes: XS, S, M, L, XL



3 SHOULDER HARNESS SIZE pre-curved, ergonomically tapered shoulder harness straps are available in multiple sizes, featuring LifeSpan foam and a new easy-change design that allows fine tuning within each harness size
Men's: S, M, L
Women's: XS, S, M



4 LUMBAR TUNE a removable EVA shim offers the user two stages of contouring in the lumbar region for the perfect fit

PACK DETAILS



WEATHERSHIELD POCKET

a TPU-coated and sealed hipbelt compartment, sized for smartphones or other digital devices and features a highly weather-resistant YKK AquaGuard® zipper closure



RAINCOVER INTEGRATION

raincover stows in its own mesh compartment inside an external vertical-zip pocket that doubles as accessory storage in mild weather (raincover included)



SIDEWINDER BOTTLE HOLSTER

a side-mounted, ergonomic, stow-away bottle/accessory pocket with a mesh drawstring closure for securing loose items. A beloved Gregory feature.



SHOCK LOCKS removable shock cord ice axe/trekking pole retainers



U-ZIP ACCESS top-loading design with a front U-zip panel that opens from top to bottom for rapid access to main body contents



SLEEPING BAG COMPARTMENT external access with removable internal divider

MORE DETAILS

DOUBLE BARREL dual-sided lid compartments with internal divider for increased on-trail organization

STRETCH MESH water bottle/trail stash pocket

MULTISTRAPS removable via girth-hitch, adjustable straps that can be positioned at multiple lash points on the exterior of the pack for carrying a sleeping pad, outerwear, camp shoes, dirty laundry, etc.

SIDEKICK PACK

Combination hydration reservoir sleeve and ultra-light removable daypack, perfect for unscheduled day trips, summit hikes, or supply runs into town during a thru-hike.



MATERIALS

BODY 210D nylon, 300D nylon

BASE 630D high-density nylon

LINING 200 D polyester

HARNES/ HIPBELT/ LUMBAR

Multi-density, ComfortZone LifeSpan EVA and open cell foams

SUSPENSION 7075 aluminum, HDPE

MEN'S

BALTORO BACKPACKING

▲ Navy Blue ▲ Shadow Black ▲ Spark Red



▲ ▲
BALTORO 85 NEW

Appalachian, Pacific Crest, Continental Divide, Great Himalayan, Machu Picchu, Bibbulmun ... you can hike them all. The Baltoro 85 offers massive capacity and the constantly-adapting comfort of Response A3 suspension, allowing you to tackle the longest self-supported trips on your list. With enough room for any expedition plus the kitchen sink, this 85-liter monster is the largest all-season backpack in our line.

ADDITIONAL FEATURES

- Twin side-mounted zippered gear pockets
- Dual anti-barreling stays for added stability
- Additional HDPE panel in suspension for enhanced carry of heavy loads

MAX CARRY 27.2kg | 60lb
MAIN ACCESS top-loader | front U-zip

	volume	weight	raincover weight	SideKick weight
MEDIUM	85L	2.38kg	133g	136g
	5187in ³	5lb 4oz	4.7oz	4.8oz

▲ Small GM75127; Medium GM75125; Large GM75123
▲ Small GM75128; Medium GM75126; Large GM75124

▲ ▲ ▲
BALTORO 75 NEW

Your week-long epic just got better thanks to the Baltoro 75. Response A3 suspension automatically adapts to your body and the terrain, making this spacious pack feel deceptively light and agile even when fully loaded. Thoughtful feature placement and built-in organization keep your life simple on the trail and in camp.

ADDITIONAL FEATURES

- Twin side-mounted zippered gear pockets
- Additional HDPE panel in suspension for enhanced stability

MAX CARRY 25.9kg | 55lb
MAIN ACCESS top-loader | front U-zip

	volume	weight	raincover weight	SideKick weight
MEDIUM	75L	2.32kg	133g	136g
	4577in ³	5lb 2oz	4.7oz	4.8oz

▲ Small GM75111; Medium GM75108; Large GM75105
▲ Small GM75112; Medium GM75109; Large GM75106
▲ Small GM75113; Medium GM75110; Large GM75107

▲ ▲ ▲
BALTORO 65 NEW

Comfortable enough for weekend warriors, but advanced enough for the most demanding users, the Baltoro 65 brings the trail-dominating performance of Response A3 suspension in a slimmer, trimmer design that's perfect for long winter weekends, warm-weather multi-stagers, or extended backcountry excursions with a minimized gear list.

MAX CARRY 22.7kg | 50lb
MAIN ACCESS top-loader

	volume	weight	raincover weight	SideKick weight
MEDIUM	65L	2.21kg	133g	136g
	3967in ³	4lb 12oz	4.7oz	4.8oz

▲ Small GM75120; Medium GM75117; Large GM75114
▲ Small GM75121; Medium GM75118; Large GM75115
▲ Small GM75122; Medium GM75119; Large GM75116

WOMEN'S

WOMEN'S-SPECIFIC FIT every aspect of the suspension—harness, backpanel, and hipbelt—designed from the ground up to fit the female frame

DEVA BACKPACKING

▲ Charcoal Gray ▲ Egyptian Blue ▲ Ruby Red



DEVA 80 NEW

Our largest all-season women's pack puts capacity worries to rest, no matter how intimidating your itinerary. Thanks to women's-specific Response A3, the Deva 80 hauls loads of up to 27.2kg (60lb) over incredible distances and challenging terrain in total comfort, whether that means hiking the Pacific Crest or supporting a high alpine basecamp with a week's worth of supplies and gear.

ADDITIONAL FEATURES

- Response A3 Women's suspension design
- Twin side-mounted zippered gear pockets
- Dual anti-barreling stays for added stability
- Additional HDPE panel in suspension for enhanced carry of heavy loads

MAX CARRY 27.2kg | 60lb
MAIN ACCESS top-loader | front U-zip

	volume	weight	raincover weight	SideKick weight
SMALL	80L	2.32kg	133g	136g
	4882in ³	5lb 2oz	4.7oz	4.8oz

▲ XSmall GM75104; Small GM75103; Medium GM75102

DEVA 70 NEW

The extraordinarily capable Deva 70 is a high-performance hiker's dream, thanks to its generous 70-liter capacity and ever-adapting, dynamic Response A3 Women's suspension. From week-long winter outings to transcontinental treks, this women's-specific high-volume pack will never leave you wanting more.

ADDITIONAL FEATURES

- Response A3 Women's suspension design
- Twin side-mounted zippered gear pockets
- Additional HDPE panel in suspension for enhanced stability

MAX CARRY 24.9kg | 55lb
MAIN ACCESS top-loader | front U-zip

	volume	weight	raincover weight	SideKick weight
SMALL	70L	2.26kg	133g	136g
	4272in ³	5lb	4.7oz	4.8oz

▲ XSmall GM75099; Small GM75096; Medium GM75093
▲ XSmall GM75100; Small GM75097; Medium GM75094
▲ XSmall GM75101; Small GM75098; Medium GM75095

DEVA 60 NEW

The Deva 60's slim profile and adaptive Response A3 Women's suspension keep you moving in tight, technical terrain, making this the choice pack for gear-intensive overnights in the high alpine or longer stays with a minimalist philosophy. It's also the perfect companion for warm summer weekends, when you'd rather live in luxury than get by on rice and beans.

ADDITIONAL FEATURES

- Response A3 Women's suspension design

MAX CARRY 22.7kg | 50lb
MAIN ACCESS top-loader

	volume	weight	raincover weight	SideKick weight
SMALL	60L	2.04kg	133g	136g
	3661in ³	4lb 8oz	4.7oz	4.8oz

▲ XSmall GM75090; Small GM75087; Medium GM75084
▲ XSmall GM75091; Small GM75088; Medium GM75085
▲ XSmall GM75092; Small GM75089; Medium GM75086

*All measurements are taken from the standard women's small.



STOUT & AMBER

BACKPACKING & HIKING

There's a train waiting for you at an outback station in Australia. There's a refugio at the ready in the Dolomites, a hostel in Amsterdam, and a deserted stretch of coastline beckoning from Brazil. There are lush rainforest trails in Oregon, rocky outcrops in the Adirondacks, even a campsite in the hills behind your home, ready to welcome you and your friends for a day, a night, a weekend, or longer.

But you'll never know if you don't go.

We designed the totally new Gregory Stout and Amber to open the doors of possibility, to offer you the unrivaled joy of mountain vistas, starlit nights, sunny days, and adventures in unfamiliar locales. Ready for the trail and packed to the brim with value, the Stout and Amber let you connect with the outdoors, charge up on good times, and **share unforgettable experiences with those close to you.**



STOUT

TRAILFLEX SUSPENSION

Inspired by the advanced trail-adaptive Response A3 suspension found in the high-performance Baltoro packs, we created TrailFlex—a lightweight, strong, and stable internal wire frame that gives the Stout series exceptional support without excess weight. TrailFlex channels the pack's load directly to the lumbar region, while adjustable, pre-curved TrailFit hipbelts and shoulder harness straps make it easy to find and maintain the ideal fit.



TRAILFLEX TECHNOLOGY

A TRAILFLEX INTERNAL SUSPENSION

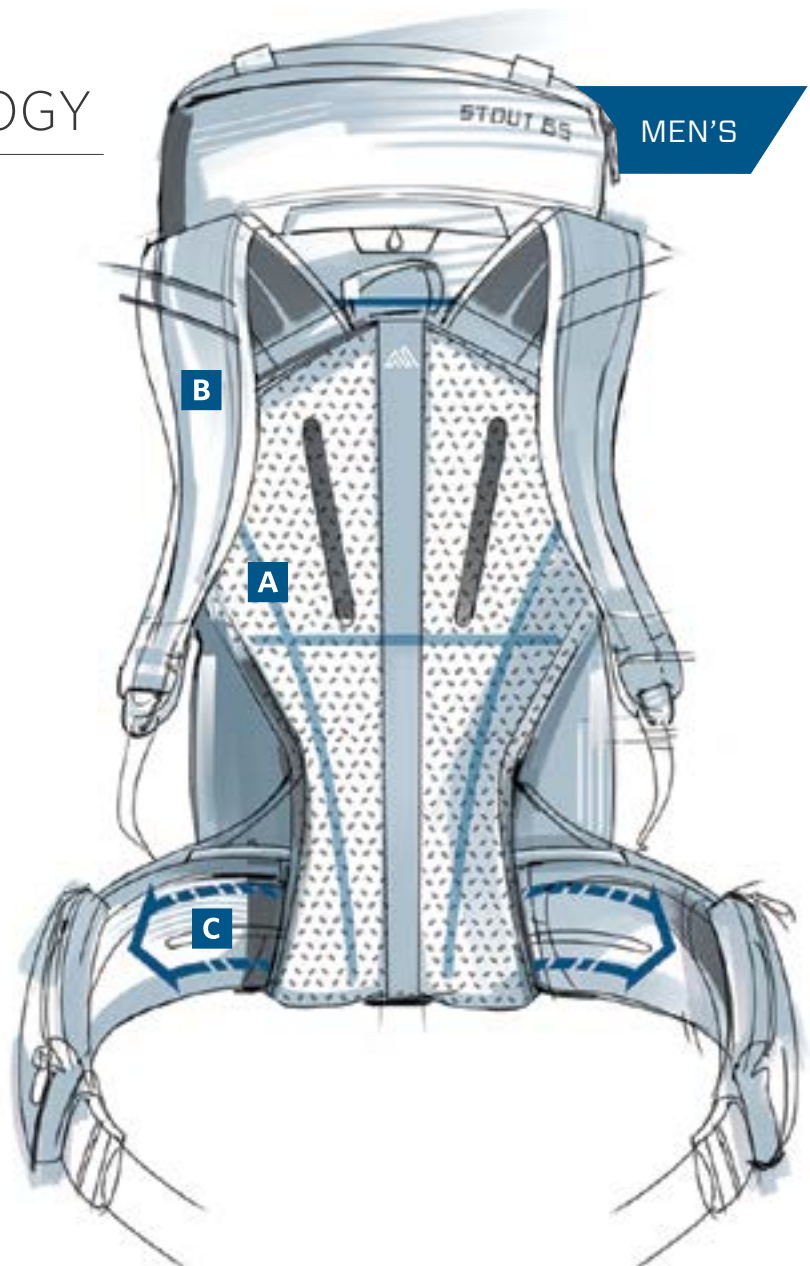
lightweight, strong, and stable load management in the form of a spring steel wire internal perimeter frame surrounding a flexible backpanel

B TRAILFIT HARNESS size-specific,

contoured, padded shoulder harness straps

C TRAILFIT HIPBELT contoured, padded

hipbelt is fit-adjustable up to 15cm (6in) and uses load transfer panels for optimal comfort



AMBER

WOMEN'S-SPECIFIC DESIGN

TRAILFLEX SUSPENSION

The Amber series features women's-specific TrailFlex suspension: a light, strong, and stable internal wire frame inspired by the Deva's advanced trail-adaptive Response A3 Women's technology. TrailFlex channels the pack's load directly to the lumbar region, while adjustable, women's-specific TrailFit hipbelts and shoulder harness straps make it easy to find and maintain the ideal fit.



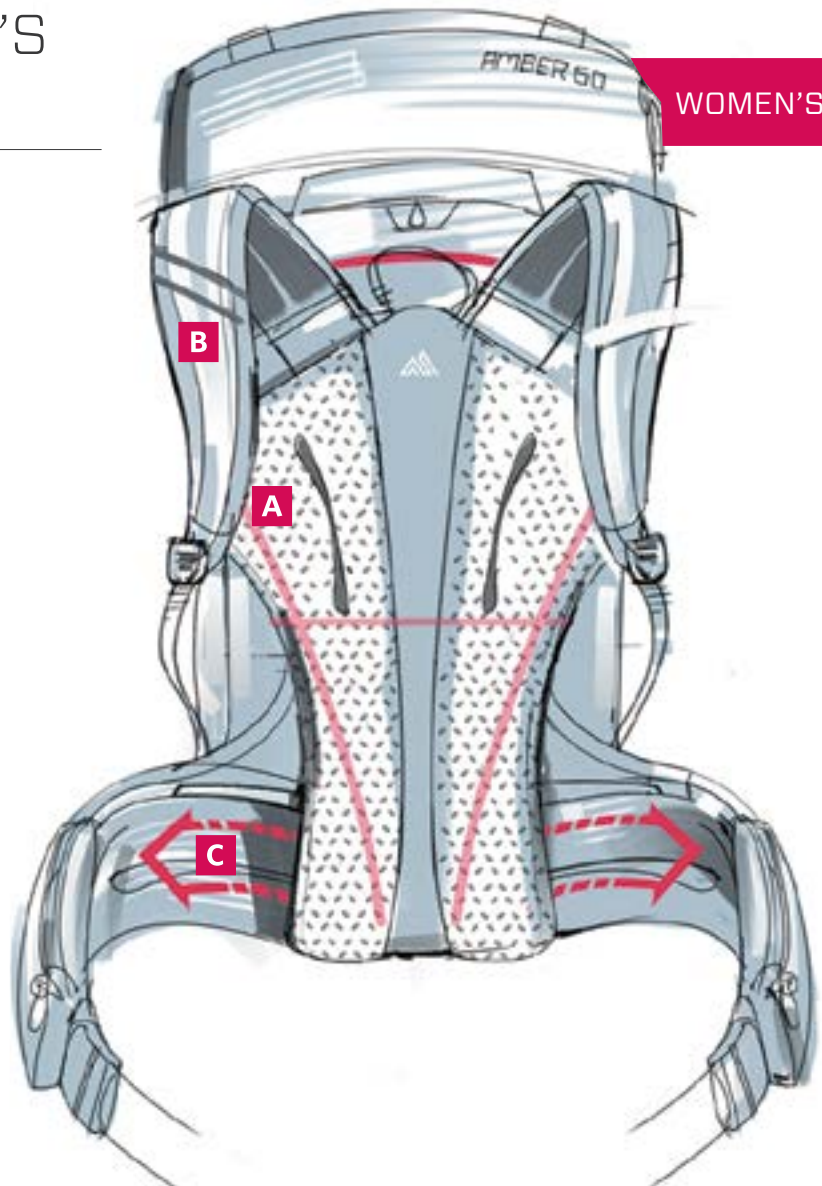
TRAILFLEX WOMEN'S TECHNOLOGY

A TRAILFLEX INTERNAL SUSPENSION

lightweight, strong, and stable load management in the form of a spring steel wire internal perimeter frame surrounding a flexible, women's-specific backpanel

B TRAILFIT HARNESS women's-specific shoulder straps sized, contoured, and padded to fit the female profile

C TRAILFIT HIPBELT women's-specific sized hipbelt is adjustable up to 15cm (6in) and features load panels with custom padding and canting for the female waist-to-hip transition





GREGORY

QUICK ADJUST

11.5\"/>

STOUT & AMBER

PACK DETAILS



RAINCOVER INTEGRATION
an external zip pocket stows the included raincover for easy access, and doubles as accessory storage in mild weather



U-ZIP ACCESS top-loading design with a front U-zip panel that opens from top to bottom for rapid access to main body contents



SIDETRACK DAYPACK A combination hydration sleeve and removable lightweight daypack for unscheduled day hikes, side trail attractions, and supply trips (on Stout 75/65 and Amber 70/60)

MORE DETAILS

DOUBLE BARREL LID top lid with dual accessory zip pockets and underside security zip pocket



DUAL WATER BOTTLE/ACCESSORY POCKETS expand to hold all your on-trail needs and compress when not in use



DUAL HIPBELT POCKETS hold electronic devices, snacks, or accessories close by



BOTTOM COMPRESSION/SLEEPING PAD STRAPS

SHOVE-IT POCKET expanding front stuff pocket for quick access to large items

DAISY CHAIN exterior lash points on top lid and front of pack

VERTICAL-ZIP FRONT ACCESSORY POCKET on Stout 75/65 and Amber 70/60

SIDE COMPRESSION STRAPS

TREKKING POLE/ICE AXE SHOCK CORDS AND LOOPS

SOLAR READY



The Stout and Amber series of packs are Solar Ready. Clip the Goal Zero® Nomad 7™ solar panel to the attachment points and never waste the free power of the sun again. While you're cruising along the trail you could be harnessing the glorious rays from the sun to power up your GPS, headlamp or camera.



MATERIALS

BODY 420 HD polyester ripstop, 600 D polyester

LINING polyester

HARNES/ HIPBELT/ LUMBAR

Multi-density foams

SUSPENSION Spring steel alloy frame and anti-barreling stay, HDPE

MEN'S

STOUT BACKPACKING & HIKING

- ▲ Forest Green
- ▲ Maple Orange
- ▲ Marine Blue
- ▲ Shadow Black



▲ ▲ ▲
STOUT 75 NEW

From hut-to-huts to classic hikes like the Pacific Crest Trail, the Stout 75 has the extra capacity to fuel your adventure. The top-loading design with front U-zip access makes finding buried camp gear easy, even after the sun drops behind the trees. TrailFlex suspension comfortably manages loads of up to 25kg (55lb), while external pockets hold water bottles, rain gear, food, and electronic devices for easy access on the go. When a nearby town or hidden hot spring beckons, the removable SideTrack daypack lets you travel light with just the essentials.

ADDITIONAL FEATURES

- SideTrack daypack: a removable ultra-light daypack that doubles as a hydration sleeve inside the main pack compartment
- Anti-barreling stay for added stability under heavy loads
- Top-loading design with a front U-zip panel
- Dual front vertical-zip accessory pockets

MAX CARRY 25kg 55lb
MAIN ACCESS top-loader front U-zip

	volume	weight	raincover weight	SideTrack weight
MEDIUM	75L	1.73kg	123g	108g
	4577in ³	3lb 13oz	4.2oz	3.8oz

▲ Small GM75082; Medium GM75080; Large GM75078
 ▲ Small GM75083; Medium GM75081; Large GM75079



▲ ▲ ▲
STOUT 65 NEW

The Stout 65 is at home in unfamiliar territory, confident on the trail, and ready for anything from a week of light-gear camping to an extended wandering of the coastal cities and mountain villages of South America. With 65 liters of space, a 21kg (45lb) load capacity, and the support of TrailFlex suspension, this capable hauler gives you the range you need and the carrying comfort you want. The removable SideTrack daypack adds versatility for urban exploration or day hikes.

ADDITIONAL FEATURES

- SideTrack daypack: a removable ultra-light daypack that doubles as a hydration sleeve inside the main pack compartment
- Anti-barreling stay for added stability under heavy loads
- Top-loading design with a front U-zip panel
- Front vertical-zip accessory pocket

MAX CARRY 20.5kg 45lb
MAIN ACCESS top-loader front U-zip

	volume	weight	raincover weight	SideTrack weight
MEDIUM	65L	1.67kg	123g	108g
	3966in ³	3lb 11oz	4.2oz	3.8oz

▲ Small GM75075; Medium GM75072; Large GM75069
 ▲ Small GM75076; Medium GM75073; Large GM75070
 ▲ Small GM75077; Medium GM75074; Large GM75071



▲ ▲ ▲
STOUT 45 NEW

The Stout 45 is the perfect one-pack quiver for weekend camping, long loop hikes with optional overnights, and quick two- or three-night trips from your home base to a hostel or hotel in a coastal town. TrailFlex suspension maintains a balanced feel for comfort on long trail days, and the alternate bottom zip-access point to the main body makes packing a cinch, keeping the Stout 45 as organized as a full-sized pack while you're on the move.

ADDITIONAL FEATURES

- Bottom zip-access to main compartment for easy sleeping bag storage

MAX CARRY 16kg 35lb
MAIN ACCESS top-loader

	volume	weight	raincover weight
MEDIUM	45L	1.44kg	115kg
	2746in ³	3lb 3oz	4oz

- ▲ Medium GM75066; Large GM75063
- ▲ Medium GM75067; Large GM75064
- ▲ Medium GM75068; Large GM75065



▲ ▲ ▲
STOUT 35 NEW

Quit stalling and tackle that lake loop you and your friends have been eyeing, or split for the woods on a summer night with just you and your special someone; the Stout 35 is ready. While it boasts enough space for warm-weather overnights, this pack will soon become the one you grab for anything from day hikes to snowshoe tours, from Baja surf trips to weekend couch surfing. Small enough to fit in an overhead compartment, technical enough for alpine terrain, and packed with convenient features for travel or trail, the Stout 35 is the loyal comrade you've always wanted.

ADDITIONAL FEATURES

- Bottom zip-access to main compartment for easy sleeping bag storage

MAX CARRY 13.5kg 30lb
MAIN ACCESS top-loader

	volume	weight	raincover weight
MEDIUM	35L	1.39kg	115kg
	2136in ³	3lb 1oz	4oz

- ▲ Medium GM75060; Large GM75057
- ▲ Medium GM75061; Large GM75058
- ▲ Medium GM75062; Large GM75059

WOMEN'S

AMBER BACKPACKING & HIKING

▲ Apple Red ▲ Shadow Black ▲ Sky Blue



▲ ▲
AMBER 70 NEW

Whether you're preparing for a Himalayan trek, a wandering semester in Europe, or a week-long section of the Appalachian Trail, the Amber 70 has the capacity, support, and signature Gregory fit you'll need for the journey. This pack features a U-zip front panel that complements its top-loading design, giving you convenient access to buried contents while also making the packing process fast and easy. An ultra-light removable SideTrack daypack carries essentials as you seek out a swimming hole off the trail, then doubles as a hydration reservoir sleeve when inside your pack.

ADDITIONAL FEATURES

- SideTrack daypack: a removable ultra-light daypack that doubles as a hydration sleeve inside the main pack compartment
- Anti-barreling stay for added stability under heavy loads
- Top-loading design with a front U-zip panel
- Dual front vertical-zip accessory pockets

MAX CARRY 25kg | 55lb
MAIN ACCESS top-loader | front U-zip

	volume	weight	raincover weight	SideTrack weight
SMALL	70L	1.67kg	123kg	108g
	4272in ³	3lb 11oz	4.2oz	3.8oz

▲ XSmall GM75040; Small GM75038; Medium GM75036
▲ XSmall GM75041; Small GM75039; Medium GM75037



▲ ▲
AMBER 60 NEW

The versatility of the Amber 60 is its size—while big enough to tackle all but the most extended trips, it is smaller and lighter than its full-sized sibling, the Amber 70. That means three- and four-day stays in the backcountry, winter camping weekends, and endless European hostel hopping, and you'll never feel overloaded or out of place among the rest of the trekking crowd. Features like side water bottle pockets, trekking pole attachment, and an included raincover make the Amber 60 incredibly trail-friendly, and the removable SideTrack daypack lets you travel light when you'd rather leave the bulk of your gear behind.

ADDITIONAL FEATURES

- SideTrack daypack: a removable ultra-light daypack that doubles as a hydration sleeve inside the main pack compartment
- Anti-barreling stay for added stability under heavy loads
- Top-loading design with a front U-zip panel
- Front vertical-zip accessory pocket

MAX CARRY 20.5kg | 45lb
MAIN ACCESS top-loader | front U-zip

	volume	weight	raincover weight	SideTrack weight
SMALL	60L	1.62kg	118kg	108g
	3661in ³	3lb 9oz	4.2oz	3.8oz

▲ XSmall GM75034; Small GM75032; Medium GM75030
▲ XSmall GM75035; Small GM75033; Medium GM75031

WOMEN'S-SPECIFIC FIT

every aspect of the suspension—harness, backpanel, and hipbelt—designed from the ground up to fit the female frame



AMBER 44 NEW

Weekend campers and impulsive travel addicts can feed the habit with the Amber 44. This capable 44-liter pack is ideal for one- or two-night stays in the woods, long weekends in the desert, and week-long surf trips, where the bulk of your cargo space is taken up by beach books, sunscreen, a sleeping bag and a shorty wetsuit. An alternate bottom zip-access point to the main body makes pitching your bivy and packing up a breeze, while features like adjustable fit, internal hydration management, and TrailFlex suspension keep the Amber 44 ready for the trail.

ADDITIONAL FEATURES

- Bottom zip-access to main compartment for easy sleeping bag storage



AMBER 34 NEW

The travel-ready, trail-hungry Amber 34 was made for multi-peak ridge hikes, long lake loops, and weekend getaways. Its streamlined, classic top-loader profile helps this feature-rich pack feel nimble in technical terrain, and yet surprisingly generous when you pack all 34 liters of volume with gear. An alternate bottom zip-access point perfect for sleeping bag storage testifies to the Amber 34's trekking roots, while TrailFlex suspension and adjustable fit give it the long-distance comfort and load management that put Gregory on the map.

ADDITIONAL FEATURES

- Bottom zip-access to main compartment for easy sleeping bag storage

MAX CARRY 16kg | 35lb

MAIN ACCESS top-loader

	volume	weight	raincover weight
SMALL	44L	1.39kg	110kg
	2685in ³	3lb 1oz	4oz

- ▲ Small GM75027; Medium GM75024
- ▲ Small GM75028; Medium GM75025
- ▲ Small GM75029; Medium GM75026

MAX CARRY 13.5kg | 30lb

MAIN ACCESS top-loader

	volume	weight	raincover weight
SMALL	34L	1.36kg	115kg
	2075in ³	3lb	4oz

- ▲ Small GM75021; Medium GM75018
- ▲ Small GM75022; Medium GM75019
- ▲ Small GM75023; Medium GM75020



CONTOUR & CAIRN

BACKPACKING

A backpacking breakthrough: light weight, perfect fit, innovative organization, and easy gear access. We've taken all we know about backpacks to the next level with the Contour and Cairn. Impressively lightweight at 1.8kg (4lb), this intuitive line of packs is built to meet our precise Gregory fit standard. Enjoy the trail even more with efficient access to what you need, when you need it.



CONTOUR & CAIRN

RESPONSE LT SUSPENSION

The Response LT suspension incorporates our patented Auto-Fit hipbelt alignment system, a wire wishbone frame and a streamlined backpanel. All this comes together to bring legendary Gregory comfort and support in a strong, lightweight structure.



RESPONSE LT TECHNOLOGY

A THE RESPONSE LT HIPBELT

auto-adjusts to fit your unique body shape the moment you put on the pack

B THE WIRE WISHBONE FRAME

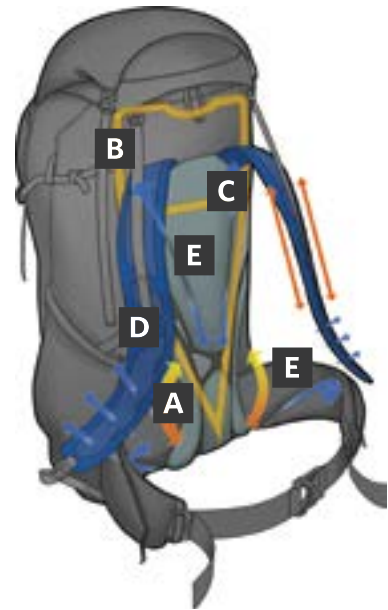
is simple, lightweight, and sturdy, providing effective load transfer to the lumbar where it belongs

C A CROSS-STAY is integrated into the wire wishbone frame to prevent pack barreling and maintaining proper shape

D AERO-MESH backpanel and hipbelt for added breathability and moisture management

E VENTILATED AIR CHANNELS

on backpanel and hipbelt permit cooling air venting



MONOBOND TECHNOLOGY

This slim harness features Gregory's MonoBond Architecture where four layers are bonded together to form a unified load carry structure in the smallest and lightest form factor.

- 1** Monofilament mesh layer provides ultralight strength and stability under weight
- 2** Perforated EVA foam offers cushioning, reduced weight, and maximum breathability
- 3** Aero-mesh top and bottom layers provide on-body comfort and efficient moisture management



MATERIALS

- BODY** 100 D nylon
- BASE** 100 D high-density nylon
- LINING** 200 D polyester
- HARNES & BACKPANEL** Multi-density closed & open cell foams
- FRAME** Spring Steel, HDPE

CONTOUR & CAIRN

PACK DETAILS



RAINCOVER INTEGRATION
external-access color-matched
raincover zip pocket



**DUAL WATER BOTTLE/ACCESSORY
POCKETS** expand to hold all your on-trail
needs and compress when not in use



SHOVE-IT POCKET expanding
front stuff pocket for large items

MORE
DETAILS

TOP POCKET highly
water-resistant top
pocket with waterproof
zipper and sealed seams

**EXTERNAL
HYDRATION
SLEEVE** attaches
directly to internal frame

**SIDE STASH
SECURITY POCKET**

**QUICKDRAW
CLOSURE** on
main access

STASH POCKET on
underside of the top lid

**DUAL HIPBELT
POCKETS** hold
electronic devices,
snacks, or accessories
close by

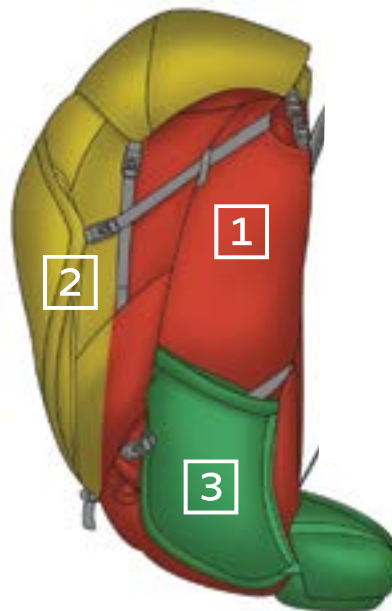
TRAIL SMART PACKING SYSTEM

The Trail Smart Packing System is an innovative, intuitive design philosophy that allows users to organize and access gear in the best way possible. Three distinct packing zones let you separate trail gear from camp items while positioning frequently needed essentials at your fingertips. Each section is designed to allow easy access and to distribute weight properly for a comfortable carry.

1 CAMP The largest compartment, positioned close to the back for better weight distribution. Used for large, dense items that are typically packed away in the morning and left alone until needed at the campsite.

2 TRAIL Medium-sized outboard compartments that allow fast access to items that may be needed occasionally during the day: lunch, a first aid kit, or rain gear.

3 ON-THE-GO Smaller, side- and waist-mounted compartments that users can reach while still wearing the pack. Useful for often-accessed items like a camera, snack, water, or GPS.



MEN'S

CONTOUR BACKPACKING

▲ Graphite Gray ▲ Reflex Blue



▲ ▲
CONTOUR 70

The Contour 70 is ready to take you deeper into the backcountry. This pack is built for organization and access, while fit and comfort remain paramount in the intelligent, lightweight design.



▲ ▲
CONTOUR 60



The Contour 60 is an organizational dream for access not only when you get to camp, but all along the way. Whoever thinks "lightweight comfort" is an oxymoron needs to wear one of these for a few days hiking their favorite trail.



▲ ▲
CONTOUR 50

The Contour 50 is an amazing pack that combines a lightweight build with great fit and comfort. When you add the intuitive Trail Smart Packing System, it might be the perfect solution for a weekend pack.

MAX CARRY 20kg | 45lb
MAIN ACCESS top-loader | front U-zip | side-zips

	volume	weight	raincover weight
MEDIUM	70L	1.84kg	99g
	4272in ³	4lb 1oz	3.5oz

▲ Small GM59836; Medium GM59837; Large GM59838
▲ Small GM59839; Medium GM59840; Large GM59841

MAX CARRY 20kg | 45lb
MAIN ACCESS top-loader | front U-zip | side-zips

	volume	weight	raincover weight
MEDIUM	60L	1.81kg	91g
	3661in ³	4lb	3.2oz

▲ Small GM59845; Medium GM59846; Large GM59847
▲ Small GM59848; Medium GM59849; Large GM59850

MAX CARRY 20kg | 45lb
MAIN ACCESS top-loader | front U-zip | side-zips

	volume	weight	raincover weight
MEDIUM	52L	1.79kg	85g
	3173in ³	3lb 15oz	3oz

▲ Small GM59854; Medium GM59855; Large GM59856
▲ Small GM59857; Medium GM59858; Large GM59859

WOMEN'S

WOMEN'S-SPECIFIC FIT every aspect of the suspension—harness, backpanel, and hipbelt—designed from the ground up to fit the female frame

CAIRN BACKPACKING

▲ Magnetic Gray ▲ Teal Green



▲ ▲
CAIRN 68

The Cairn 68 is designed specifically around the female anatomy and offers features that will make any backpacking trip a truly enjoyable experience. With a place for everything and everything in its place, this pack is built for organization and access, even in the most challenging terrain and conditions on the planet.



▲ ▲
CAIRN 58



The Cairn 58 is the perfect blend of fit, comfort and lightweight construction. Prepare to fall in love with the innovative packing system that creates the ideal space and separation for all of your gear.



▲ ▲
CAIRN 48

The Cairn 48 bridges the gap between great fit for females and lightweight backcountry functionality. A comfortable carry and intuitive gear organization make this pack the perfect size for a minimalist weekend on the trail.

MAX CARRY 20kg | 45lb

MAIN ACCESS top-loader | front U-zip | side-zips

	volume	weight	raincover weight
SMALL	67L	1.79kg	88g
	4089in ³	3lb 15oz	3.1oz

▲ XSmall GM59863; Small GM59864; Medium GM59865
▲ XSmall GM59869; Small GM59870; Medium GM59871

MAX CARRY 20kg | 45lb

MAIN ACCESS top-loader | front U-zip | side-zips

	volume	weight	raincover weight
SMALL	58L	1.72kg	82g
	3539in ³	3lb 13oz	2.9oz

▲ XSmall GM59872; Small GM59873; Medium GM59874
▲ XSmall GM59878; Small GM59879; Medium GM59880

MAX CARRY 20kg | 45lb

MAIN ACCESS top-loader | front U-zip | side-zips

	volume	weight	raincover weight
SMALL	48L	1.67kg	77g
	2929in ³	3lb 11oz	2.7oz

▲ XSmall GM59881; Small GM59882; Medium GM59883
▲ XSmall GM59887; Small GM59888; Medium GM59889

*All measurements are taken from the standard women's small.



Z & J

VENTILATED BACKPACKING & HIKING

The Z and J series of backpacks deliver a totally breathable backpanel, shoulder harness and hipbelt design to keep you cool and comfortable on the trail. With keen attention to a sculpted form, seams are reduced and pack lines tightened to arrive at a modern, smooth profile. Add in lightweight, durable materials and a dynamic suspension that auto-balances between flexibility and stiffness as the load increases, and you're ready for anything from a short hike out the back door to an extended trip in the backcountry.



Z & J

CROSSFLO DTS SUSPENSION

CrossFlo Dynamic Transfer suspension (DTS) creates a physical space between the user and the pack, without sacrificing the exceptional load management for which Gregory is known. A tensioned steel wire frame arcs over an open mesh backpanel, supporting the contents of the pack through our proprietary lumbar pad design. Meanwhile, the unique DTS harness yoke transfers top-down load forces outward to the frame, which reacts with opposing force to stiffen the system as the pack gets heavier. Since the mesh backpanel and the harness straps are the primary points of contact, air flows freely around the torso. This translates not only to better ventilation in hot weather, but to improved breathability of waterproof outerwear in cold and wet conditions as well.



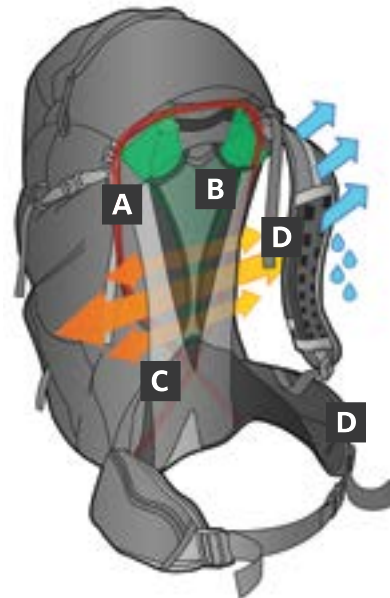
CROSSFLO DTS TECHNOLOGY

A LIGHTWEIGHT WIRE X-FRAME provides superior load transfer directly to the lumbar pad and hipbelt

B DYNAMIC YOKE integrates the shoulder harness directly to the X-Frame, activating the suspension as the weight increases to automatically balance flexibility and stiffness in the frame

C SUSPENSION scales as pack size increases throughout the line with increased foam thickness, additional wire gauge and taller suspension height

D VENTILATED DIE-CUT EVA FOAM on harness and hipbelt adds breathability and decreases weight



HIGH FUNCTIONALITY & SIMPLE DESIGN

- 1 SCULPTED DESIGN** delivers a streamlined low profile
- 2 MODERN LOOK** with attention to pocket, zipper and compression placement
- 3 FEWER SEAMS** increase pack durability and lower overall weight

Z & J

PACK DETAILS



RAINCOVER INTEGRATION
external-access color-matched
raincover zip pocket*



QUICK STOW ATTACHMENT
works with trekking poles, ice
axes, fishing rod, etc.



U-ZIP FRONT ACCESS
to main compartment in packs over 33L



VENTILATED BACKPANEL
for improved temperature management
in all climates and conditions



FRONT BUCKET POCKET
for quick gear storage



SIDE POCKETS
two external stretch water bottle pockets



HYDRATION SYSTEM
interior hydration sleeve with hose port



HIPBELT POCKETS
dual quick-access hipbelt pockets*

MATERIALS

BODY 210 D nylon, 100 D nylon

BASE 210 D nylon

LINING 200 D polyester

HARNES & BACKPANEL Multi-density
closed & open cell foams

FRAME Spring Steel, HDPE

*Not available on the Z 25 and J 23

MEN'S

Z VENTILATED BACKPACKING & HIKING

▲ Marine Blue
 ▲ Spark Red
 ▲ Storm Black



▲ ▲
Z 65

65 liters of capacity tackles week-long excursions easily in milder weather and handles winter weekend trips with room to spare. Minimalists can and will stretch this lightweight full-sized pack even further, while remaining comfortable in all conditions thanks to revolutionary CrossFlo ventilated suspension. Don't be fooled—despite its svelte appearance, the Z 65 offers all the convenience and features of a classic trekking pack, minus the bulk.

ADDITIONAL FEATURES

- Floating, removable top pocket with zippered pocket and key clip
- Under-lid zippered stash pocket
- Front zippered pocket
- Side and bottom compression straps

MAX CARRY 18kg | 40lb
MAIN ACCESS top-loader | full-body U-zip

	volume	weight	raincover weight
MEDIUM	65L	1.43kg	105g
	3966in ³	3lb 2oz	3.7oz

▲ Small GM74564; Medium GM74565; Large GM74566
▲ Small GM74567; Medium GM74568; Large GM74569



▲ ▲
Z 55

Slightly smaller than the Z 65, the 55-liter Z 55 is ideal for long weekends in the backcountry and gear-heavy alpine overnights. Lightweight hikers can stuff this versatile pack for longer trips, while dropping a few crucial grams from their backs and keeping a feature set not found on other lightweight hiking packs.

ADDITIONAL FEATURES

- Floating, removable top pocket with zippered pocket and key clip
- Under-lid zippered stash pocket
- Front zippered pocket
- Side and bottom compression straps

MAX CARRY 18kg | 40lb
MAIN ACCESS top-loader | full-body U-zip

	volume	weight	raincover weight
MEDIUM	55L	1.37kg	105g
	3356in ³	3lb	3.7oz

▲ Small GM74558; Medium GM74559; Large GM74560
▲ Small GM74561; Medium GM74562; Large GM74563



▲ ▲ ▲
Z 40

Somewhere inbetween a daypack and a weekender lies the Z 40, ready to crush a one-day ridge epic, support a winter summit attempt, or carry your warm-weather overnight setup through the desert. Side and bottom compression keep smaller loads locked down for shorter outings, expanding when needed to gulp down rainwear or bulky layers in variable, wet, or cold conditions.

ADDITIONAL FEATURES

- Floating, removable top pocket with zippered pocket and key clip
- Under-lid zippered stash pocket
- Front zippered pocket
- Side and bottom compression straps

MAX CARRY 16kg | 35lb
MAIN ACCESS top-loader | full-body U-zip

	volume	weight	raincover weight
MEDIUM	40L	1.2kg	99g
	2440in ³	2lb 10oz	3.5oz

▲ Small GM74851; Medium GM74852; Large GM74853
▲ Small GM74552; Medium GM74553; Large GM74554
▲ Small GM74555; Medium GM74556; Large GM74557



▲ ▲ ▲
Z 35

Quite possibly the perfect modern daypack, the Z 35 stashes your gear and remains comfortable in all temperatures and conditions thanks to CrossFlo suspension. Thoughtful trail features and lightweight construction allow you to push further and faster than ever.

ADDITIONAL FEATURES

- Floating, removable top pocket with zippered pocket and key clip
- Under-lid zippered stash pocket
- Side and bottom compression straps

MAX CARRY 16kg 35lb
MAIN ACCESS top-loader full-body U-zip

	volume	weight	raincover weight
MEDIUM	35L	1.16kg	91g
	2258in ³	2lb 9oz	3.2oz

- ▲ Medium GM74849; Large GM74850
- ▲ Medium GM74545; Large GM74546
- ▲ Medium GM74547; Large GM74548



▲ ▲ ▲
Z 30

Slightly lower volume puts the Z 30 on the edge of capacity for a daypack, but right in the zone for casual outings, extended fitness hikes, and fast summit attempts. Supremely light, agile, and equipped with ventilated CrossFlo suspension, the Z30 is the summer peak-bagger's secret weapon.

ADDITIONAL FEATURES

- Interior security pocket with key clip
- Zippered pockets on exterior and interior of hybrid panel access
- Side and bottom compression straps

MAX CARRY 16kg 35lb
MAIN ACCESS hybrid top-loader panel

	volume	weight	raincover weight
MEDIUM	30L	1.01kg	68g
	1953in ³	2lb 4oz	2.4oz

- ▲ Medium GM74847; Large GM74848
- ▲ Medium GM74539; Large GM74540
- ▲ Medium GM74541; Large GM74542



▲ ▲ ▲
Z 25

Minimalism takes on new meaning with the compact Z 25, a super-trim and straightforward daypack designed for speed hiking and scrambling. CrossFlo suspension keeps you cool as you move, and the smaller size adds versatility across multiple disciplines: trail running, mountain biking, daily gym or urban use are all within the Z 25's capabilities.

ADDITIONAL FEATURES

- External top zippered accessory pocket with key clip

MAX CARRY 16kg 35lb
MAIN ACCESS top-loader

	volume	weight
ONE SIZE	25L	850g
	1525in ³	1lb 14oz

- ▲ One Size GM74846
- ▲ One Size GM74535
- ▲ One Size GM74536

WOMEN'S

J VENTILATED BACKPACKING & HIKING

- ▲ Astral Red
- ▲ Fog Gray
- ▲ Moonrise Purple
- ▲ Twilight Blue



▲ ▲
J 63

The J 63 elevates multi-day, year-round excursions to new levels of comfort, with 63 liters of capacity wrapped around revolutionary CrossFlo suspension. Lightweight and streamlined, yet fully featured for long days on the trail, this is a minimalist trekker's dream made real. From scorching Moab sandstone to misty Cascade rainforest, the fully ventilated backpanel prevents overheating and allows foul-weather gear to breathe with maximum efficiency.

ADDITIONAL FEATURES

- Floating, removable top pocket with zippered pocket and key clip
- Under-lid zippered stash pocket
- Front zippered pocket
- Side and bottom compression straps

MAX CARRY 18kg | 40lb
MAIN ACCESS top-loader | full-body U-zip

	volume	weight	raincover weight
SMALL	63L	1.32kg	99g
	3844in ³	2lb 15oz	3.5oz

▲ XSmall GM74486; Small GM74487; Medium GM74488
▲ XSmall GM74489; Small GM74490; Medium GM74491



▲ ▲
J 53

If weight is your biggest concern after capacity, consider the J53 for your long-weekend ridge epic. What this pack gives up in space, it returns in speed, thanks to lightweight construction and ventilated, fatigue-fighting CrossFlo suspension. Lightweight hikers can easily cram enough gear in this pack for multi-day treks, while casual hikers will find it ideal for overnights and supported trips.

ADDITIONAL FEATURES

- Floating, removable top pocket with zippered pocket and key clip
- Under-lid zippered stash pocket
- Front zippered pocket
- Side and bottom compression straps

MAX CARRY 18kg | 40lb
MAIN ACCESS top-loader | full-body U-zip

	volume	weight	raincover weight
SMALL	53L	1.26kg	99g
	3234in ³	2lb 13oz	3.5oz

▲ XSmall GM74480; Small GM74481; Medium GM74482
▲ XSmall GM74483; Small GM74484; Medium GM74485



▲ ▲ ▲
J 38

Slightly larger than a daypack, the versatile J38 is ready for all types of adventures. It has enough capacity for warm-weather overnights when requirements are at a minimum, and easily handles winter hikes with alpine gear and bulkier insulating layers. This is the daypack for those who want some extra space, just in case.

ADDITIONAL FEATURES

- Floating, removable top pocket with zippered pocket and key clip
- Under-lid zippered stash pocket
- Front zippered pocket
- Side and bottom compression straps

MAX CARRY 16kg | 35lb
MAIN ACCESS top-loader | full-body U-zip

	volume	weight	raincover weight
SMALL	38L	1.16kg	88g
	2319in ³	2lb 9oz	3.1oz

▲ XSmall GM74477; Small GM74478; Medium GM74479
▲ XSmall GM74471; Small GM74472; Medium GM74473
▲ XSmall GM74474; Small GM74475; Medium GM74476

WOMEN'S-SPECIFIC FIT

every aspect of the suspension—harness, back panel, and waistbelt—designed from the ground up to fit the female frame



▲ ▲ ▲
J 33

A pure, unadulterated daypack featuring the all-season comfort of advanced CrossFlo suspension technology, the J33 is your new best trail buddy. It gobbles up switchbacks, scrambles across ridges like a mountain goat, dispenses fuel and deploys a wind layer at the summit, then descends with agility thanks to excellent load distribution.

ADDITIONAL FEATURES

- Floating, removable top pocket with zippered pocket and key clip
- Under-lid zippered stash pocket
- Side and bottom compression straps

MAX CARRY 16kg 35lb
MAIN ACCESS top-loader full-body U-zip

	volume	weight	raincover weight
SMALL	33L	1.11kg	77g
	2013in ³	2lb 7oz	2.7oz

▲ Small GM74469; Medium GM74470
▲ Small GM74465; Medium GM74466
▲ Small GM74467; Medium GM74468



▲ ▲ ▲
J 28

That snow-capped peak in the distance just got a little closer thanks to the sleek, lightweight, all-day-capable J28. This low-volume daypack is perfect for mid-summer peak bagging, offering enough capacity for food, water, layers, and a few extras—exactly what you need for a four-hour outing, plus a little room to spare. CrossFlo suspension keeps you cool in the heat and dry in the cold.

ADDITIONAL FEATURES

- Interior security pocket with key clip
- Zippered pockets on exterior and interior of hybrid panel access
- Side and bottom compression straps

MAX CARRY 16kg 35lb
MAIN ACCESS hybrid top-loader panel

	volume	weight	raincover weight
SMALL	28L	875g	60g
	1708in ³	1lb 15oz	2.1oz

▲ Small GM74463; Medium GM74464
▲ Small GM74459; Medium GM74460
▲ Small GM74461; Medium GM74462



▲ ▲ ▲
J 23

The smallest of the J series packs might also be the most versatile: from hiking to running and mountain biking, the J23 can carry all the essentials without slowing you down. Designed to meet minimalist fitness hikers' needs, this small wonder goes beyond definition to become a crucial partner in your everyday life.

ADDITIONAL FEATURES

- External top zippered accessory pocket with key clip

MAX CARRY 16kg 35lb
MAIN ACCESS top-loader

	volume	weight
ONE SIZE	23L	794g
	1403in ³	1lb 12oz

▲ One Size GM74458 ▲ One Size GM74456 ▲ One Size GM74457



WANDER

YOUTH BACKPACKING

Designed to meet the unique needs and demands of the youth market, the Wander is a fully-sized and fully-featured backpack series for ages 10 and up. Finally, a high quality, long lasting and super adjustable backpack for youth that will “grow” with them through the years. Fit and comfort are at the forefront of Gregory’s design philosophy, and that holds true with the Wander line. The fully adjustable padded hipbelt and shoulder harness ensure proper load transfer onto the body. Traditional top-load and U-zip front panel openings mean easy access to gear. This pack allows youths to forget about the load on their back and focus on enjoying the true outdoor experience.



WANDER

VERSAFIT SUSPENSION

VersaFit suspension technology provides a range of torso and hipbelt adjustability, making it possible for growing users to achieve the comfortable, precise, proper fit that is a hallmark of Gregory backpacks.

Adjustable does not mean fragile. The benefits of VersaFit technology come at no expense to load bearing, weight-transfer capability, comfort, or durability. All VersaFit packs utilize a strong internal

wire wishbone frame and composite frame sheet, and feature our legendary durable construction at every level. These youth packs are meant to last for years of use and be handed down to younger siblings, all while providing adult-level comfort for long miles on the trail. In fact, many smaller adults find our VersaFit packs ideal, as they offer Gregory quality design and construction in sizes that match their shorter frames.



VERSAFIT TECHNOLOGY

A THE WIRE WISHBONE FRAME

simple, lightweight, and sturdy for effective load transfer to the lumbar region

C AERO-MESH backpanel, harness, and hipbelt add comfort, breathability, and moisture management

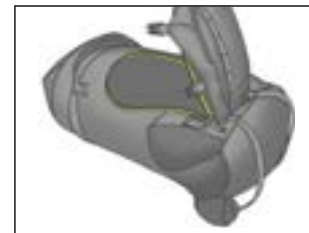
B DIRECT INTEGRATION of the frame with the lumbar pad results in efficient load transfer to the hips

D RIGID HIPBELT for increased stability and structure



VERSAFIT ADJUSTABILITY

Comfortable, precise, and proper fit is a hallmark of Gregory packs, and at no time is fit more important than during the first years of exposure to the sport. VersaFit suspension makes it possible to achieve that precision fit on users of varying sizes and ages, making it perfect for younger backpackers who are still growing. Two pack sizes (XS/S and S/M) cover torso lengths from 32-50.8cm (1320in), thanks to an adjustable harness that anchors to the internal wire wishbone frame. The VersaFit hipbelt provides even more customization with movable Aero-mesh hip pads that offer improved load transfer for smaller waists.



VERSAFIT ACCESS

The Wander makes it easy to pack and access your gear with a number of access points, pockets and attachment points.

- ★ Oversized U-zip front access for easy packing, even a large sleeping bag
- ★ Quickdraw closure system on traditional top access
- ★ Twin external daisy chains to attach overflow gear to front of pack
- ★ Attachment loops on the harness for easy access to accessories

YOUTH

WANDER YOUTH BACKPACKING

▲ Chlorophyll Green ▲ Navy Blue



▲ ▲
WANDER 70

With a full 70 liters of available capacity (size Small/Medium), the Wander 70 meets the requirements for week-long and longer trips, and its adjustable VersaFit suspension allows it to adjust across a wide range of small-framed users. Designed for ages 10 through 18, but featured and constructed identically to a Gregory adult pack, the 1.6kg (3lb 9oz) Wander 70 is a comfortable, durable, and lightweight heavy-load hauler made for extended stays in the backcountry.

▲ ▲
WANDER 50

As first backpacks go, there are none that can match the quality, fit, and capabilities of the Wander 50. Designed with adjustable VersaFit suspension to fit ages 10 through 18, this pack nevertheless boasts the full complement of features and technology found in adult Gregory packs, including our lightweight load-bearing Wishbone Wire internal frame. With 52 liters of capacity (size Small/Medium), this pack is perfect for overnight, weekend, and multi-day excursions.

MAX CARRY 16kg | 35lb
MAIN ACCESS top-loader | U-zip front access

	volume	weight	raincover weight
XS <small>SMALL</small>	68L	1.55kg	91g
	4150in ³	3lb 7oz	3.2oz
SM <small>ALL</small>	70L	1.6kg	91g
	4272in ³	3lb 9oz	3.2oz

▲ XSmall/Small GM59892; Small/Medium GM59893
▲ XSmall/Small GM59890; Small/Medium GM59891

MAX CARRY 16kg | 35lb
MAIN ACCESS top-loader | U-zip front access

	volume	weight	raincover weight
XS <small>SMALL</small>	50L	1.45kg	85g
	3051in ³	3lb 3oz	3oz
SM <small>ALL</small>	52L	1.5kg	85g
	3173in ³	3lb 5oz	3oz

▲ XSmall/Small GM59896; Small/Medium GM59897
▲ XSmall/Small GM59894; Small/Medium GM59895

MORE DETAILS

LARGE EXTERNAL FRONT ZIP POCKET for easy trail access of gear and snacks

DUAL MESH WATER BOTTLE POCKETS

ON-THE-GO side stash zippered pocket for compass, map and small accessories

ZIP SECURITY POCKET under top lid

INTERNAL HYDRATION sleeve with hose management

EXTERNAL DAISY CHAINS

HARNESS GEAR LOOPS

TREKKING POLE and/or fishing rod attachment

PACKING TIPS and measuring ruler graphic under lid

MATERIALS

BODY 305 D polyester, 450 D polyester

BASE 1680 D polyester

LINING 200 D polyester

HARNESS & BACKPANEL Multi-density closed & open cell foams

FRAME Spring Steel, HDPE



MIWOK & MAYA

ACTIVE TRAIL BACKPACKING & HIKING

The clean lines, thoughtful features and active suspension of the Miwok and Maya combine for a series of packs that hug your body and remain stable for any activity. With its flexible tendons connecting the shoulder harness and hipbelt to the pack, BioSync suspension is designed to keep the pack moving with you for unrestricted motion. Whether you are bagging peaks to start your day off right, riding miles of singletrack or logging the distance between huts, the Miwok and Maya packs will enhance every outdoor adventure.



MIWOK & MAYA

BIOSYNC ATS SUSPENSION

BioSync Active Trail suspension (ATS) offers the flexibility and shock absorption required for active, fast-paced trail use, in a lightweight, durable suspension system that has no moving parts.

BioSync ATS is designed to mimic human joint construction by using a series of flexible synthetic connectors to join the shoulder harness and hipbelt to the pack frame, just like tendons join

muscle to bone in the body. This allows the harness and hipbelt to flex and move independently of the pack without reducing load support, meaning you can run, jump, ride, scramble, and climb freely while your gear stays secure and balanced on your back. The elimination of rigid parts not only simplifies the system and increases durability, but creates a more direct connection between the user and the equipment.



BIOSYNC ATS TECHNOLOGY

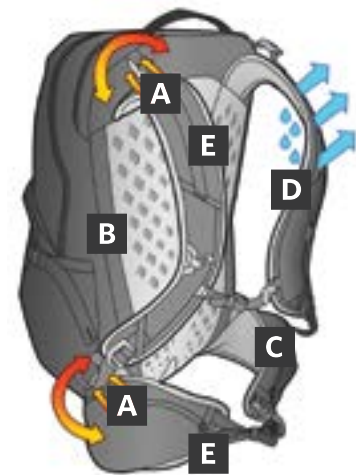
A FLEXIBLE TENDONS attach the shoulder harness and hipbelt to the pack keeping it balanced to move with the body in motion

B CURVED BACKPANEL for ideal fit and optimal weight transfer

C WIDE HIPBELT adds stability helping to more efficiently distribute the weight

D MOISTURE-WICKING harness and hipbelt help you stay dry

E DIE-CUT FOAM on the harness and backpanel adds breathability and decreases weight



KEEPING YOU COOL & HYDRATED

With fast moving, highly aerobic activities like mountain biking and peak bagging, proper hydration and keeping cool are paramount to optimal performance and enjoyment. Airflow and water intake combine to keep you cool during active pursuits so you can achieve peak performance.

- ★ Easy hydration access for quick and simple refills through the external sleeve
- ★ Tube routing and keeper clip on the shoulder harness for fast engagement and secure stowage
- ★ Moisture wicking harness, hipbelt and backpanel to draw perspiration away from the body



PACK DETAILS



SAFETY LIGHT LASH
low profile lash point on all liter sizes



SUNGLASS STASH
shoulder strap sunglass loop on all liter sizes



DUAL EXTERNAL SIDE POCKETS
on all sizes except Miwok 6 and Maya 5



QUICK-ACCESS POCKETS
dual hipbelt pockets on all sizes
except Miwok 6 and Maya 5



HELMET CARRY STASH POCKET
expandable stretch front pocket with
tuck-away bungee closure fits helmets
on Miwok 24/18 and Maya 22/16



ANODIZED HOOK CLOSURE
compression lid with single, quick-action
anodized aluminum hook closure on
Miwok 44/34 and Maya 42/32



INTEGRATED RAINCOVER
quick-attach, color matched integrated
raincover on Miwok 44/34 and
Maya 42/32



ZIGZAG BUNGEE
zigzag exterior bungee strap
on Miwok 6 and Maya 5

MATERIALS

BODY 305 D polyester, 450 D polyester

BASE 1680 D polyester

LINING 200 D polyester

HARNES & BACKPANEL Multi-density
closed & open cell foams

FRAME Spring Steel, HDPE

MEN'S

MIWOK ACTIVE TRAIL BACKPACKING & HIKING

▲ Mistral Blue ▲ Storm Black ▲ Tropic Orange



▲ ▲
MIWOK 44

With enough capacity to accommodate minimalist thru-hikers and alpine overnights, the Miwok 44 carries more than its streamlined appearance would suggest. Low and narrow in profile, it sits close to the body for optimal balance while flexible BioSync suspension distributes weight evenly to your hips and shoulders. The clean, durable exterior fends off abrasion and resists snagging, making the Miwok 44 ideal for fast-moving mountain travel.

ADDITIONAL FEATURES

- Wishbone internal wire frame for load transfer
- Dual external side pockets and stretch front pocket
- Dual daisy chains and four bottom lash points
- Dual hideaway ice axe/trekking pole loops
- Side compression straps

MAX CARRY 14kg 30lb
MAIN ACCESS top-loader U-zip

	volume	weight	raincover weight
MEDIUM	44L	1.17kg	85g
	2685in ³	2lb 9oz	3oz

▲ Medium GM74524; Large GM74525
▲ Medium GM74526; Large GM74527

▲ ▲
MIWOK 34

The Miwok 34 has been spotted bagging 14ers, scouting classic New Hampshire crags, supporting epic bike tours, and devouring mountain loops at lightning speed. Its 34-liter capacity makes it superbly versatile for anything from day hikes to ultralight overnights, while active BioSync suspension mimics the body's natural movement for unparalleled flexibility.

ADDITIONAL FEATURES

- Dual external side pockets and stretch front pocket
- Dual daisy chains and four bottom lash points
- Dual hideaway ice axe/trekking pole loops
- Side compression straps
- External zip lid pocket with key clip
- Under-lid zip stash pocket

MAX CARRY 12kg 25lb
MAIN ACCESS top-loader side-access

	volume	weight	raincover weight
MEDIUM	34L	1.02kg	82g
	2075in ³	2lb 4oz	2.9oz

▲ Medium GM74520; Large GM74521
▲ Medium GM74522; Large GM74523

▲ ▲ ▲
MIWOK 24

From peak-bagging to business travel, the Miwok 24 does everything a daypack should and more. Designed for the trail, this sleek, lightweight daypack has ample storage capacity for all-day excursions, plus an expanding front pocket to keep bulkier items like a jacket or helmet secure. Meanwhile, interior organization and clean exterior lines allow it to function as a commuting or carry-on pack during the work week.

ADDITIONAL FEATURES

- Top pocket with zip mesh security pocket
- Side compression with wing for added stability
- Expandable front pocket with bungee closure will fit a helmet

MAX CARRY 12kg 25lb
MAIN ACCESS top-loader side-access

	volume	weight
ONE SIZE	24L	700g
	1465in ³	1lb 9oz

▲ One Size GM74517 ▲ One Size GM74518 ▲ One Size GM74519



MIWOK 18

The Miwok 18 embodies the fast-and-light hiker's ideals. This compact, minimal yet functional pack stores food, water, and lightweight layers while you tick off the vertical, then hugs your back like a frightened monkey as you fly back down the trail. An expanding front pocket lets you stash extra items like a helmet or jacket for fast access, and side compression wings add stability during rapid descents.

ADDITIONAL FEATURES

- Side compression with wing for added stability
- Expandable front pocket with bungee closure will fit a helmet

MAX CARRY 9kg 20lb
MAIN ACCESS top-loader

	volume	weight
ONE SIZE	18L	630g
	1098in ³	1lb 6oz

▲ One Size GM74514 ▲ One Size GM74515 ▲ One Size GM74516



MIWOK 12

The Miwok 12's super-compact, body-hugging shape makes it versatile across multiple active trail disciplines, from short-distance hiking to extended trail running and mountain biking. 12 liters of capacity allow a light layer, food, and water, while a stretch outer pocket handles must-have extras.

ADDITIONAL FEATURES

- Front pocket with bungee closure
- Stretch external pockets with easy pull grab tab

MAX CARRY 9kg 20lb
MAIN ACCESS top-loader

	volume	weight
ONE SIZE	12L	550g
	732in ³	1lb 3oz

▲ One Size GM74511 ▲ One Size GM74512 ▲ One Size GM74513



MIWOK 6

The smallest in the series, the Miwok 6 is an active-pursuits hydration pack with additional storage for an ultralight wind shell, multi-tool, and energy bar. A zigzag bungee lets you secure an extra layer to the outside as the sun rises higher in the sky.

ADDITIONAL FEATURES

- Interior mesh security pocket
- Zigzag front bungee for overflow storage

MAX CARRY 9kg 20lb
MAIN ACCESS top-loader

	volume	weight
ONE SIZE	6L	400g
	367in ³	14oz

▲ One Size GM74528 ▲ One Size GM74529 ▲ One Size GM74530

WOMEN'S

MAYA ACTIVE TRAIL BACKPACKING & HIKING

▲ Breeze Blue ▲ Fog Gray ▲ Fresh Pink



▲ ▲
MAYA 42

Hardcore trail junkies and alpine enthusiasts alike enjoy the streamlined function of the Maya 42. This robust yet lightweight pack offers enough space for winter overnights and weekends in mild weather, or longer trips if you adopt a minimalist packing philosophy. BioSync suspension mimics our own flexible joints, keeping your movement fluid and natural as it distributes the load.

ADDITIONAL FEATURES

- Wishbone internal wire frame for load transfer
- Dual external side pockets and stretch front pocket
- Dual daisy chains and four bottom lash points
- Dual hideaway ice axe/trekking pole loops
- Side compression straps

MAX CARRY	14kg 30lb
MAIN ACCESS	top-loader U-zip

	volume	weight	raincover weight
SMALL	42L	1.08kg	74g
	2563in ³	2lb 5oz	2.6oz

▲ Small GM74504; Medium GM74505
▲ Small GM74506; Medium GM74507

▲ ▲
MAYA 32

The versatile 32-liter Maya 32 carries everything you need for an extended day hike or ultralight overnight, while BioSync suspension lets it flex and move with you as it distributes the weight of your gear. The Maya 32's top-loading, super-clean design belies its versatility as a sport climbing, bike touring, or light hiking pack.

ADDITIONAL FEATURES

- Dual external side pockets and stretch front pocket
- Dual daisy chains and four bottom lash points
- Dual hideaway ice axe/trekking pole loops
- Side compression straps
- External zip lid pocket with key clip
- Under-lid zip stash pocket

MAX CARRY	12kg 25lb
MAIN ACCESS	top-loader side-access

	volume	weight	raincover weight
SMALL	32L	929g	71g
	1953in ³	2lb 1oz	2.5oz

▲ Small GM74500; Medium GM74501
▲ Small GM74502; Medium GM74503

▲ ▲ ▲
MAYA 22

The Maya 22 carries like a daypack but rides like it's a part of you, thanks to BioSync suspension that flexes and moves with your body. Its clean design goes from long trail days to workday commuting without breaking a sweat, and an expanding front pocket stretches to fit bulky items like a rain shell or bike helmet.

ADDITIONAL FEATURES

- Top pocket with zip mesh security pocket
- Side compression with wing for added stability
- Expandable front pocket with bungee closure will fit a helmet

MAX CARRY	12kg 25lb
MAIN ACCESS	top-loader side-access

	volume	weight
ONE SIZE	22L	650g
	1343in ³	1lb 7oz

▲ One Size GM74498 ▲ One Size GM74499 ▲ One Size GM74570

WOMEN'S-SPECIFIC FIT

every aspect of the suspension—harness, back panel, and waistbelt—designed from the ground up to fit the female frame



MAYA 16

The Maya 16 is a smaller daypack that's ideal for shorter day hikes or lightning-quick peak ascents in mild weather. With enough room for compressible layers and fuel, plus an expanding front pocket that fits a helmet, this sleek 16-liter pack offers exactly what you need and nothing more.

ADDITIONAL FEATURES

- Side compression with wing for added stability
- Expandable front pocket with bungee closure will fit a helmet



MAYA 10

Fitness hikers, mountain bikers, and long-distance winter trail runners will fall in love with the Maya 10, thanks to its super-sleek design and body-hugging BioSync suspension. By offering more room than a pure hydration or biking pack, the Maya 10 becomes the versatile trail companion you always wanted.

ADDITIONAL FEATURES

- Front pocket with bungee closure
- Stretch external pockets with easy pull grab tab



MAYA 5

The Maya 5 carries essentials close at hand without disturbing your trail fitness experience. Designed to carry water, food, and an ultra-compressible wind layer or your biking gear, this 5-liter pack disappears on your body as you eat up the miles.

ADDITIONAL FEATURES

- Interior mesh security pocket
- Zigzag front bungee for overflow storage

MAX CARRY 9kg | 20lb

MAIN ACCESS top-loader

	volume	weight
ONE SIZE	16L	550g
	976in ³	1lb 3oz

▲ One Size GM74495 ▲ One Size GM74496 ▲ One Size GM74497

MAX CARRY 9kg | 20lb

MAIN ACCESS top-loader

	volume	weight
ONE SIZE	10L	500g
	610in ³	1lb 2oz

▲ One Size GM74492 ▲ One Size GM74493 ▲ One Size GM74494

MAX CARRY 9kg | 20lb

MAIN ACCESS top-loader

	volume	weight
ONE SIZE	5L	400g
	305in ³	14oz

▲ One Size GM74508 ▲ One Size GM74509 ▲ One Size GM74510



TEMPO & PACE

TRAIL RUNNING

After seasons of research and testing, we've refined the design of our Tempo and Pace series for even higher performance on the trail. Gregory athletes at every level—from novice amateur racers to seasoned pros like Japanese ultra-runner Hiroki Ishikawa—gave us the insight we needed to improve the *comfort, function, and ease-of-use* that make these trail runners feel more like extensions of your body than traditional back and lumbar packs.



TEMPO & PACE

FLUID MECHANICS

Fluid Mechanics is a design philosophy that focuses on a runner's primary trail needs: water, fuel, gear, and freedom of motion. Using our knowledge of body geometry, we shape both the compartments and the harnesses for optimal fit and minimal restriction, so

the load remains comfortable hour after hour without chafing or binding. We adapt each design to the distinct chest and shoulder lines of athletic male and female forms, allowing the runner to maintain a natural stride and unencumbered arm swing.



WRAPTOR TECHNOLOGY

★ WRAPTOR STABILIZATION TECHNOLOGY keeps our running packs sitting soundly on the shoulders with no bounce or stride-killing side-to-side shift. The multiple-anchor compression strap pulley system lets the user cinch the pack up and around the rib cage with one pull, creating stability without the need for a hipbelt.

WHAT'S NEW?

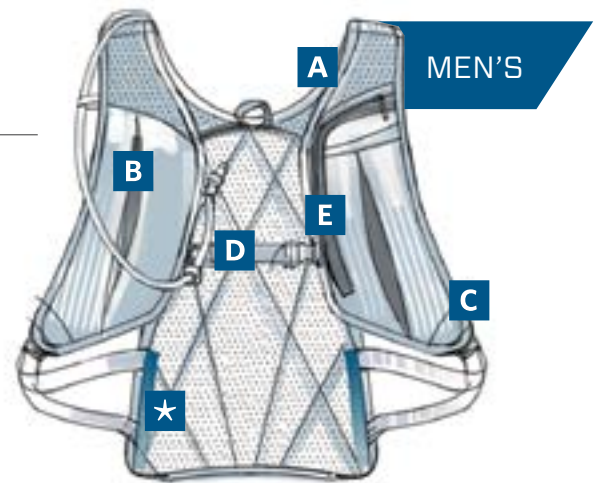
A SOFTER next-to-skin materials for reduced chafe and irritation

B DEEPER AND WIDER accessory pockets for easier access

C IMPROVED HARNESS ergonomics to eliminate interference with arm swing

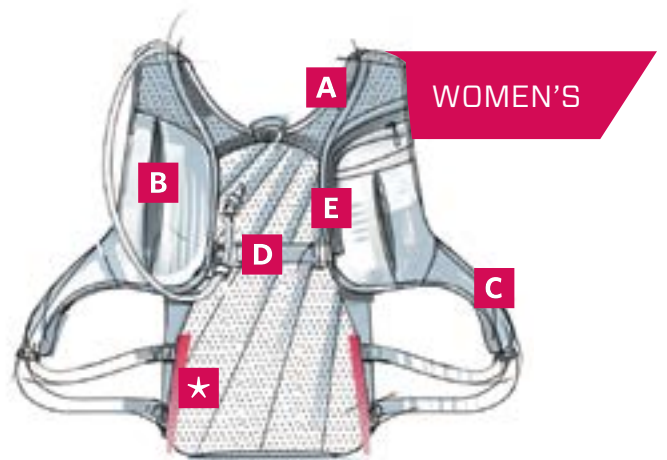
D BETTER HYDRATION hose management with magnetic harness clip

E WEATHERSHIELD water- and sweat-resistant protection for your electronics



BEST USE:

	1-2 HOURS	2-3 HOURS	3-6 HOURS	6+ HOURS	INTENDED USE
D1.5	YES	sometimes	sometimes	sometimes	racing or training with minimal gear
3L	sometimes	YES	YES	sometimes	elite racing or lightweight training
5L	sometimes	YES	YES	sometimes	elite racing or training with some gear
8L	no	sometimes	YES	YES	racing or training in extreme conditions



TEMPO & PACE

PACK DETAILS




HOSE MANAGEMENT SYSTEM

dual-loop hydration hose routing with magnetic clip



DEDICATED TREKKING Z-POLE POCKET

easy to secure and quick to release bungeed ultra-light trekking pole padded pocket



WEATHERSHIELD POCKET

water resistant phone/accessory pocket



LARGE POCKETS deeper and more secure side pockets



D1.5 easy-access pockets, and bungeed rain coat stash



D1.5 HOOK CLOSURE easy, slip hook closure on hipbelt-style pack.

MORE DETAILS

EXTERNAL MESH WATERBOTTLE POCKETS on all shoulder packs

PANEL-ACCESS MAIN ZIPPERED COMPARTMENT on all shoulder packs

INTERNAL SECURITY POCKET with key leash

DUAL STRETCH MESH HARNESS POCKETS on all shoulder packs

REFLECTIVE SAFETY ACCENTS

HYDRAPAK® SHAPE-LOC™ RESERVOIR

Hydrapak® Shape-Loc™ reservoirs make filling, cleaning, and packing a breeze, thanks to their wide slide-lock openings, and shape-retaining center baffle construction. They are the best hydration reservoirs available for running, which is why we use them in all our Tempo and Pace shoulder packs.



MATERIALS

- BODY** 70 D nylon
- BASE** 70 D nylon
- LINING** 200 D polyester
- HARNESS & BACKPANEL** open cell foam
- SUSPENSION** Wraptor aluminum side stays

MEN'S

TEMPO TRAIL RUNNING

▲ Carbon Gray ▲ Mistral Blue



▲ ▲
TEMPO 8 NEW

Inspired by the torturous conditions of the Ultra-Trail du Mont-Blanc, we developed the best-fitting ultramarathon pack ever: the Tempo 8. Designed around the equipment requirements for UTMB entry, the Tempo 8 fits a rain shell, warm layers, food, two liters of water, a whistle, a survival blanket, and a headlamp in its generous main, secondary, and hydration compartments. External pockets stow trekking poles, your smartphone, energy food, gloves, trail trash, and more, with the biocompatible comfort of Fluid Mechanics and the zero-bounce stability of Wraptor technology.

ADDITIONAL FEATURES

- Hydration reservoir pocket
- External zippered gear pocket
- External crossover stretch mesh pockets with grab loops
- Adjustable sternum strap
- Internal cargo compartment compression

	volume	pack weight	2L reservoir weight
MEDIUM	8L	386g	124g
LARGE	488in ³	13.6oz	4.4oz

▲ Small/Medium GM75052; Medium/Large GM5051
▲ Small/Medium GM75053; Medium/Large GM75050

▲ ▲
TEMPO 5 NEW

Strike out across sun-baked summer trails, soggy shoulder-season singletrack, and frozen winter wasteland in confidence with the Tempo5. Its large main compartment stashes your temperature-regulating layers, while multiple external pockets provide easy mid-stride access to lighting, fuel, trekking poles, devices, and more. Add in a dedicated hydration compartment with a Hydrapak® 2L Shape-Loc™ Reservoir, and you're looking at the perfect support system for your four-hour weekend loop.

ADDITIONAL FEATURES

- Hydration reservoir pocket
- External crossover stretch mesh pockets with grab loops
- Adjustable sternum strap

	volume	weight	2L reservoir weight
MEDIUM	5L	326g	124g
LARGE	305in ³	11.5oz	4.4oz

▲ Small/Medium GM75048; Medium/Large GM75046
▲ Small/Medium GM75049; Medium/Large GM75047



▲ ▲
TEMPO 3 NEW

The Tempo 3 utilizes the anti-bounce technology of Wraptor stabilization to become the split-dropping secret weapon in your local point-to-point, half- or whole marathon. With a full two-liter water supply, space for a wind layer, Z-poles, and energy fuel, plus a WeatherShield pocket for your smartphone or mp3 player, the Tempo 3 lets you bypass the support stations on your way to the podium.

ADDITIONAL FEATURES

- External crossover stretch mesh pockets with grab loops
- Adjustable sternum strap

	volume	weight	2L reservoir weight
MEDIUM	3L	301g	124g
LARGE	183in ³	10.6oz	4.4oz

▲ Small/Medium GM75044; Medium/Large GM75042
▲ Small/Medium GM75045; Medium/Large GM75043

▲ ▲
TEMPO D1.5 NEW

Softer edges and extra pocket volume give the minimal Tempo D 1.5 added comfort and function as you blitz the trail on your daily workout or sprint for the finish at a local 10K. The diagonal, semi-rigid bottle holster makes hydration easy, and an improved nozzle eliminates leaks, even in technical terrain.

ADDITIONAL FEATURES

- Offset single-hook hipbelt closure
- Diagonal bottle holster
- Twin zippered hipbelt pockets
- Single expanding mesh rear pocket
- Shock-cord external retainer
- Custom Gregory .5L/24oz. water bottle included

	volume	weight	24oz bottle weight
ONE SIZE	1.5L	191g	64g
	92in ³	6.7oz	2.3oz

▲ One Size GM75054 ▲ One Size GM75055

WOMEN'S

PACE TRAIL RUNNING

▲ Fresh Pink ▲ Spring Green



▲ ▲
PACE 8 NEW

We designed the Pace 8 with distance in mind—specifically the 100-plus-kilometer torture test otherwise known as the Ultra-Trail du Mont-Blanc. Just to cross the starting line, you'll need a rain shell, spare layers, food, water, light, an emergency blanket, and a rescue whistle. Thanks to the Pace 8, you can also carry gloves, trekking poles, your phone, first aid, and more, while enjoying the ergonomic comfort of Fluid Mechanics design and the zero-bounce motion provided by Wraptor stabilization.

ADDITIONAL FEATURES

- Hydration reservoir pocket
- External zippered gear pocket
- External crossover stretch mesh pockets with grab loops
- Adjustable sternum strap
- Internal cargo compartment compression

	volume	pack weight	2L reservoir weight
SMALL	8L	356g	124g
MEDIUM	488in ³	12.6oz	4.4oz

▲ XSmall/Small GM75013; Small/Medium GM75011
▲ XSmall/Small GM75014; Small/Medium GM75012

▲ ▲
PACE 5 NEW

Four hours on the trail can present the full spectrum of conditions, from bluebird skies to driving snow and blinding rain. The Pace 5 helps you push forward in the face of the storm, with space for packable layers, food, trekking poles, a headlamp, and a two-liter water supply to keep you fully hydrated. Whether you train in the desert, race over rocky coastline, play leapfrog with a pack of likeminded running pals or chase your own P.R.'s in solo bliss, the Pace 5 lets you achieve your long-distance goals.

ADDITIONAL FEATURES

- Hydration reservoir pocket
- External crossover stretch mesh pockets with grab loops
- Adjustable sternum strap

	volume	weight	2L reservoir weight
SMALL	5L	326g	124g
MEDIUM	305in ³	11.5oz	4.4oz

▲ XSmall/Small GM75009; Small/Medium GM75007
▲ XSmall/Small GM75010; Small/Medium GM75008

WOMEN'S-SPECIFIC FIT

every aspect of our trail running packs is designed from the ground up to fit the female frame



▲ ▲
PACE 3 NEW

On outings of one to four hours—like half- and full marathons—the Pace 3 becomes your mobile aid station, carrying water, fuel, and extra layers so you never need to battle the crowd. Exterior pockets hold Z-poles, your phone, and gel packs, while Wraaptor stabilization brings the pack close to your body for a zero-bounce, zero-restriction flow like you've never felt before.

ADDITIONAL FEATURES

- External crossover stretch mesh pockets with grab loops

	volume	weight	2L reservoir weight
SMALL	3L	301g	124g
MEDIUM	183in ³	10.6oz	4.4oz

▲ XSmall/Small GM75005; Small/Medium GM75003
▲ XSmall/Small GM75006; Small/Medium GM75004

▲ ▲
PACE D1.5 NEW

As a stand-alone training partner or a supplement to your ultra-distance shoulder pack, the Pace D 1.5 supplies convenient hydration and essential extras in a low-profile lumbar design. Diagonal holster orientation makes mid-stride bottle removal and replacement intuitive, while the stretch mesh pocket holds energy gels, keys, or trail trash securely on your run.

ADDITIONAL FEATURES

- Offset single-hook hipbelt closure
- Diagonal bottle holster
- Twin zippered hipbelt pockets
- Single expanding mesh rear pocket
- Shock-cord external retainer
- Custom Gregory .5L/24oz. water bottle included

	volume	weight	24oz bottle weight
ONE SIZE	1.5L	191g	64g
	92in ³	6.7oz	2.3oz

▲ One Size GM75015 ▲ One Size GM75016



ALPINE & SKI

DENALI, VERTE, ALPINISTO & TARGHEE

The Gregory Alpine and Ski series are the result of 35 years of experience in pack design and engineering, bringing the best of our knowledge and expertise to face the most demanding conditions on the planet. Our partnerships with top mountain athletes combined with real-world field testing in demanding locations throughout North America, Europe and Asia have created fully optimized packs for modern mountaineering and alpine adventures.

Through time-tested technology and a focus on alpine needs, we deliver four pack series, each committed to on-mountain reliability, performance, and customization. With a variety of pack sizes to accommodate any mountain pursuit, the Denali, Verte, Alpinisto, and Targhee packs combine to create the complete alpine toolbox.



DENALI

FUSION FLEX PRO SUSPENSION

The high alpine is the proving ground that pushes people and equipment to their limits. Fusion Flex Pro represents the pinnacle of suspension performance, combining cutting-edge materials with time-tested Gregory design to give mountain athletes unassailable strength, exceptional load support, and outstanding versatility in the most challenging terrain and conditions on the planet.



FUSION FLEX PRO TECHNOLOGY

A TWIN ALUMINUM STAYS

can be quickly removed to save weight

B INTEGRATED FUSION PRO SEWN-IN FRAMESHEET CONSTRUCTION

optimizes back protection from your gear, reduces failure points and keeps the weight down

C HOLLOW, LIGHTWEIGHT ALUMINUM ANTI-BARRELING CROSS-STAY

provides unmatched stability and ensures your center of gravity is optimized

D MOLDED EVA BACKPANEL FOAM

sheds snow and incorporates elastomeric anti-slip technology on to the critical lumbar pad contact point

E AUTOCANT HARNESS

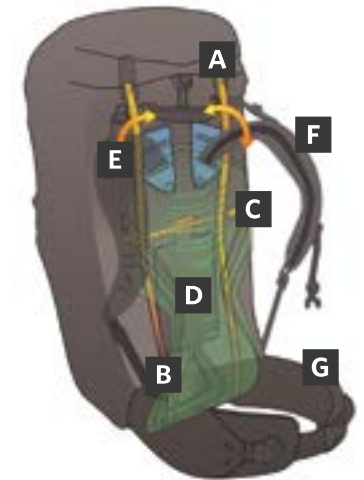
adjusts to each individual shoulder angle for a custom fit

F 3D PRE-CURVED PRO HARNESS

utilizes best-in-class LifeSpan EVA foam

G STRIPPABLE 3D PRE-CURVED HIPBELT

incorporates dual-density LifeSpan EVA foam for optimal weight transfer of heavier loads



PACK DETAILS



ADJUSTABLE ICE AXE LOOPS

with metal toggles for leashless and mixed climbing tools



EXPEDITION HIPBELT

with sled pull attachment, gear loop, ice clipper slot and zippered pocket

STRIPPABLE

The removable frame stays, top pocket, bivy pad and hipbelt padding allow this pack to conform to the needs of the day.



DENALI ALPINE

▲ Basalt Black



▲ DENALI 100

The Denali 100 remains the pinnacle of big-mountain expedition performance. With the ability to comfortably carry heavy loads into harsh environments over demanding terrain, this pack provides confidence and reliability every step of the way. The removable frame stays, top pocket, bivy pad and hipbelt padding allow this pack to conform to the needs of the day.

ADDITIONAL FEATURES

- Versatile front panel pocket with zip away internal divider and dual entry

MAX CARRY 36kg 80lb
MAIN ACCESS Top-loader Front Access

	volume	weight	stripped weight
MEDIUM	100L	2.835kg	1.928kg
	6102in ³	6lb 4oz	4lb 4oz

▲ Small GM74780; Medium GM74779; Large GM74778



▲ DENALI 75

With 75 liters of volume and the ability to comfortably carry over 30kg (70lbs) of gear, the Denali 75 is a technical expedition pack designed with the needs of the modern alpinist in mind. It strikes the balance between heavy load hauler and streamlined, basecamp-access pack. The removable frame stays, top pocket, bivy pad and hipbelt padding allow this pack to shift between hauling and climbing.

MAX CARRY 30kg 70lb
MAIN ACCESS Top-loader Front Access

	volume	weight	stripped weight
MEDIUM	75L	2.722kg	1.814kg
	4577in ³	6lb	4lb

▲ Small GM74783; Medium GM74782; Large GM74781

MORE DETAILS

SIDE SLASH ZIPPER for easy access to main body

LARGE, FOLD-AWAY SIDE POCKETS

TUBULAR GEAR LOOPS and reinforced daisy chain on front of pack

DUAL LAYER, INTERNALLY LAMINATED TPU FRONT PANEL to protect against crampons and ice tools

HIGH VISIBILITY INTERIOR

MULTI-LAYER BOTTOM PANEL is highly puncture- and abrasion-resistant

MULTI-USE SPARE STRAPS daisy chain lash, top pocket carry sling, V-compression on lower sides integrates with side pocket functionality

CROSS-OVER FRONT COMPRESSION provides complete bag compression as well as alternate attachment system

ZIPPERED, QUICK-ACCESS SIDE POCKET for headlamp and map access

HYDRATION RESERVOIR SLEEVE AND PORT

MATERIALS

BODY 210 D nylon, 420 D high-density nylon

BASE 630 D high-density nylon

LINING 210 D nylon

HARNES & BACKPANEL Multi-density closed & open cell foams

FRAME 7075 Aluminim

VERTE

PACK DETAILS



STRIPPABLE removable foam framesheet; removable hipbelt and ice axe attachment



DUAL ICE AXE LOOPS and daisy chain



 Ole Marius Elvestad

VERTE ALPINE

▲ Alpine Gold ▲ Basalt Black



▲ ▲
VERTE 25

A tough, compact alpine pack, perfect for on-route pursuits. With the ability to stuff into its own top pocket, the Verte 25 can stow in your big pack or go with you on a fast summit attempt. The removable foam framesheet and hipbelt webbing allow this pack to become even more streamlined when counting grams.

ADDITIONAL FEATURES

- Stuffs into its own pocket (in top lid)
- Zip top pocket with security pocket on underside
- Twin, removable hook-and-loop keepers for ice tools
- Wide-body harness with low-profile padding, durable nylon top and mesh underside

MAX CARRY 9kg 20lb
MAIN ACCESS top-loader

	volume	weight	stripped weight
ONE SIZE	25L	567g	567g
	1525in ³	1lb 4oz	1lb

▲ One Size GM74785 ▲ One Size GM74784

▲ ▲
VERTE 15

The Verte 15 is a minimalist climber's dream come true: tough, compact and simple. Strip away the foam framesheet and hipbelt webbing to make it even lighter for climbing, or stuff into its own internal pocket and stash it in your expedition pack for more backcountry options.

ADDITIONAL FEATURES

- Stuffs into its own pocket (interior pocket in pack)
- Wide-body harness with durable nylon top and mesh underside

MAX CARRY 9kg 20lb
MAIN ACCESS top-loader

	volume	weight	stripped weight
ONE SIZE	15L	454g	454g
	915in ³	1lb	14oz

▲ One Size GM74787 ▲ One Size GM74786

MORE DETAILS

HYDRATION RESERVOIR SLEEVE AND PORT

CUSTOM ALUMINUM HOOK CLOSURE provides single-motion, cold-weather friendly quick-action access to main bag

COMPACT

These minimalist packs have the ability to stuff into their own pockets for stowage in your main pack or carried on a fast summit attempt.



MATERIALS

- BODY** 210 D nylon
- BASE** 420 D high-density nylon
- LINING** 210 D nylon
- HARNES & BACKPANEL** Multi-density closed & open cell foams
- FRAME** CLPE

ALPINISTO

FUSION FLEX SUSPENSION

Fusion Flex is a lightweight, robust suspension system designed for harsh alpine environments. Its single aluminum stay and die-cut HDPE framesheet provide crucial load support while the climbing-specific hipbelt and harness maintain comfort for technical ascents.

Fusion Flex combines crucial load management, and simple, durable design to offer climbers the ideal alpine-minimalist pack suspension system. A die-cut HDPE framesheet and single formed 7075-T6

aluminum center stay provide support for heavy loads, and a cross-stay prevents barreling after hasty packing efforts in harsh weather. Meanwhile, the snow-shedding backpanel resists moisture absorption, and removable padding in the high-cut, harness-compatible hipbelt allows for maximum weight reduction without the loss of support. Tapered, dual-density shoulder padding and an anti-slip lumbar pad maintain mobility and proper load transfer over waterproof layers.



FUSION FLEX TECHNOLOGY

A DIE-CUT HDPE FRAMESHEET

with a 7075-T6 aluminum stay creates ideal support structure and optimal load transfer

B TAPERED DUAL-DENSITY PADDING

in shoulder harness maximizes freedom of movement

C CROSS-STAY

ensures the pack will not barrel under heavy loads

D HIGH-CUT DUAL-DENSITY HIPBELT

integrates with a climbing harness

E REMOVABLE PADDING IN HIPBELT

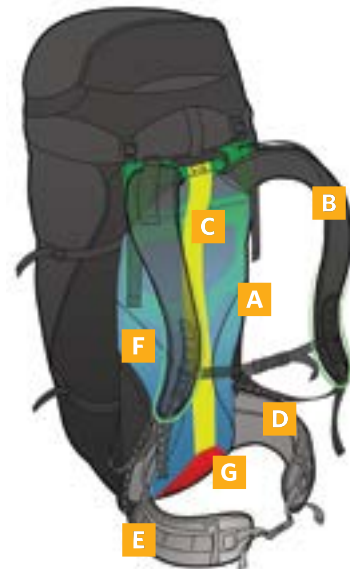
shaves weight (waist webbing is fixed and provides stability when padding is removed)

F THERMO-FORMED BACKPANEL

fits snug against the back and sheds snow

G ANTI-SLIP LUMBAR PAD

correctly transfers load to hips



PACK DETAILS



REMOVABLE HIPBELT PADDING FOR WEIGHT SAVINGS



STOWABLE CRAMPON POCKET with TPU panel to protect contents from sharp points



DUAL ICE AXE ATTACHMENT system compatible with all modern tool head designs

ALPINISTO ALPINE

▲ Alpine Gold



▲ ALPINISTO 50

This technical, alpine climbing machine goes from sturdy load hauler to lightweight summit bag with the swift removal of components. The 50-liter size is perfect for an overnighter or when you need to bring a little extra gear.

ADDITIONAL FEATURES

- Removable top pocket
- Expandable collar for added volume

MAX CARRY 18kg 40lb
MAIN ACCESS top-loader side-access

	volume	weight	stripped weight
MEDIUM	48L	1.6kg	960g
	2929in ³	3lb 10oz	2lb 2oz

▲ XSmall GM59532; Small GM59531; Medium GM59530; Large GM59529

▲ ALPINISTO 35

A perfect alpine pack for a long day on the mountain, The Alpinisto 35 is the pack of choice for ice or alpine pursuits. When you need to be even faster and lighter, simply remove the framesheet/stay, bivy pad and hipbelt to shed more than 453g (1lb 2oz).

ADDITIONAL FEATURES

- Fixed top pocket

MAX CARRY 16kg 35lb
MAIN ACCESS top-loader side-access

	volume	weight	stripped weight
MEDIUM	35L	1.5kg	1kg
	2136in ³	3lb 6oz	2lb 4oz

▲ XSmall GM59528; Small GM59527; Medium GM59526; Large GM59525

MORE DETAILS

TOP POCKET OCCIPITAL CUTOUT for optimal helmet clearance

MAIN PACK BODY CLOSURE WITH SINGLE, ANODIZED HOOK for maximum durability

HYDRATION HOSE PORT with locking zipper

SINGLE WAND POCKET

SIDE-ZIP ACCESS TO MAIN BODY

DUAL SKI SLOTS

SLED PULL ATTACHMENT POINTS integrated into hipbelt

HI-VISIBILITY Alpine Gold exterior color

BRIGHT INTERIOR COLOR for easy visibility of gear

SECURITY POCKET under lid with key clip

REMOVABLE BIVY PAD

ROPE STRAP & HAUL LOOPS

GEAR LOOPS and ice clipper slots on hipbelt

MATERIALS

BODY 210 D nylon, 420 D high-density nylon

BASE 630 D high-density nylon

LINING 210 D nylon

HARNES & BACKPANEL Multi-density closed & open cell foams

FRAME 7075 Aluminim

TARGHEE

VERTIFLEX SUSPENSION

VertFlex suspension meets the needs of snowsports athletes who require vertical stability for heavy loads in addition to torsional flexibility for free range of motion while skiing, snowshoeing or snowboarding.

We design these packs specifically for winter use, sizing them to be worn over cold-weather outerwear and using

water-resistant, high-density foam covered by snow-shedding fabric in the backpanel, harness, and hipbelt. The smaller VertFlex packs rely on a flexible HDPE framesheet for lightweight, low-profile load support, while the larger models offer additional stability in the form of a perimeter wire wishbone internal frame with a cross-stay.



VERTIFLEX TECHNOLOGY

A VERTICALLY STABLE

to maintain a balanced and secure load

B TORSIONAL FLEXIBILITY

to accommodate the dynamic movements of skiing and riding

C MOLDED BACKPANEL

with classic Gregory lumbar pad for optimal load transfer to the hips

D SNOW SHEDDING DESIGN

reduces absorbed water and keeps you dry

E INCREASED HIPBELT PADDING

in larger packs to accommodate heavier loads

F OPTIMIZED HARNESS PADDING

reduces bulk for greater freedom of movement combined with a comfortable carry

G HDPE FRAMESHEET

in the smaller models with an added cross-stay and wire wishbone perimeter frame in the larger models



MATERIALS

BODY 420 D nylon

BASE 630 D high-density nylon

LINING 210 D nylon

HARNESS & BACKPANEL Multi-density closed & open cell foams

FRAME Spring Steel, HDPE Composite

TARGHEE

PACK DETAILS



DEDICATED AVALANCHE SAFETY POCKET easy to access, with dividers for a shovel, probe and other vital accessories



FULL REAR PANEL ENTRY to main compartment allows convenient access to gear without having to remove skis. Bottom retention fence helps manage items with pack open (not available on 18L)



INSULATED HYDRATION SLEEVE prevents tube from freezing, with easy entry port on shoulder harness

MORE DETAILS

SLIM PROFILE HARNESS for ease of movement

PADDED FRONT PANEL to protect against sharp edges of skis, shovel and other gear

GEAR CARRY OPTIONS

A A-FRAME SKI CARRY reinforcement for added protection against sharp edges, capable of carrying up to 130mm-tail skis and optimized to keep skis away from legs and helmet

B STOWABLE DIAGONAL SKI CARRY secures with an anodized aluminum buckle and slide-lock to prevent unwanted movement

D STOWABLE HELMET CARRY with sculpted cutout for secure attachment


SAFETY WHISTLE on chest harness buckle for quick access

C STOWABLE SNOWSHOE OR SNOWBOARD CARRY with Hypalon® reinforced webbing and independent compression straps to customize load carry

E DUAL ICE AXE CARRY with modern tool attachment for ease of use and secure storage

SNOW PLOW BUCKLES for winter use without risk of freeze/clog

TOP ACCESSORY POCKET large enough to stow goggles



TARGHEE SKI

▲ Basalt Black ▲ Radiant Orange



▲ ▲
TARGHEE 45

A great guide pack or for longer tours and overnight trips, the Targhee 45 has ample room for larger, on-mountain loads.

ADDITIONAL FEATURES

- Top loading access with a fixed top pocket that includes an occipital cutout for helmet clearance
- Gear loop and pocket on hipbelt

▲ ▲
TARGHEE 32

A perfect balance of volume, features and carry convenience, the Targhee 32 is the ideal, all around ski pack. Ready to spend a full day exploring the backcountry.



ADDITIONAL FEATURES

- Top internal zippered pocket to secure keys and valuables
- Gear loop and pocket on hipbelt

MAX CARRY 16kg 35lb
MAIN ACCESS top-loader full rear-panel u-zip entry

	volume	weight
MEDIUM	45L	1.81kg
	2746in ³	3lb 14oz

▲ Small GM74802; Medium GM74803; Large GM74804
▲ Small GM74366; Medium GM74367; Large GM74368

MAX CARRY 16kg 35lb
MAIN ACCESS top-loader full rear-panel u-zip entry

	volume	weight
MEDIUM	32L	1.7kg
	1953in ³	3lb 10oz

▲ Small GM74799; Medium GM747800; Large GM747801
▲ Small GM74360; Medium GM74361; Large GM74362



▲ ▲
TARGHEE 26

Great for a half to full day of touring, the Targhee 26 has well-thought-out features that allow you to focus on the task at hand and enjoy your backcountry experience.

ADDITIONAL FEATURES

- Top internal zippered pocket to secure keys and valuables
- Partial padding on hipbelt balances comfort, mobility and weight savings

MAX CARRY 14kg 30lb
MAIN ACCESS top-loader full rear-panel u-zip entry

	volume	weight
ONE SIZE	26L	1.3kg
	1587in ³	2lb 14oz

▲ One Size GM74798 ▲ One Size GM74356



▲ ▲
TARGHEE 18

Slim and low in profile, the Targhee 18 is ideal for resort accessed backcountry and shorter, one- to two-lap tours. When all you need is avalanche gear, water, an extra layer and a snack, the 18 is the pack for you.

ADDITIONAL FEATURES

- Streamlined webbing hipbelt

MAX CARRY 12kg 25lb
MAIN ACCESS top-loader

	volume	weight
ONE SIZE	18L	907g
	1098in ³	1lb 14oz

▲ One Size GM74797 ▲ One Size GM74354



TRAVEL

BORDER, STASH DUFFEL & ALPACA DUFFEL

Not all adventures start on the trail. The Border, Stash, and Alpaca series make getting there with all your gear a less daunting task, whether you're tracking the summer swell up the Baja coastline or following winter from Chile to the Alps. These hard-wearing travel bags combine durable materials and functional design to make packing, hauling, and organizing clothing and equipment as effortless as possible.



BORDER

PACK DETAILS



TABLET CARRY

quick-access, padded tablet sleeve



BUTTERFLY OPENING

butterfly opening for easy security scan without needing to remove your laptop



COMPATIBILITY

easily integrates with your rolling luggage



BORDER TRAVEL BACKPACK

▲ Harbor Blue ▲ Tarmac Black



▲ ▲
BORDER 35



Winner of the prestigious 2013 Gear of the Year from Outside Magazine, the Border 35 is a great everyday bag and ideal for any trip. Part luggage, part daypack, this travel piece is ideal for one- to three-day minimalist trips or for those wanting more carry-on capacity.

ADDITIONAL FEATURES

- Large front stretch pocket for quick access
- Side zippered security pocket
- Top organizer pocket
- Liquids pocket for easy in/out
- Easy packing main compartment with zippered divider
- Zippered mesh pocket for clothing organization

ELECTRONICS CARRY 17" laptop
with TSA/Security friendly panel
MAIN ACCESS Top

	volume	weight
ONE SIZE	35L	1.4kg
	2136in ³	31b 2oz

▲ One Size GM59541 ▲ One Size GM59543

▲ ▲
BORDER 25

Office, gym or airport, this pack efficiently separates work from play with two distinct compartments inside. Use it for your daily commute, a quick overnight or as a perfect carry-on.

ADDITIONAL FEATURES

- Side pocket
- Side zippered security pocket
- Top organizer pocket

ELECTRONICS CARRY 15" laptop
with TSA/Security friendly panel
MAIN ACCESS Top

	volume	weight
ONE SIZE	25L	1kg
	1526in ³	21b 4oz

▲ One Size GM59537 ▲ One Size GM59539

MORE DETAILS

INTERIOR ORGANIZER POCKETS

EXTERIOR SMALL ELECTRONIC/ TABLET POCKET

MULTIPLE GRAB HANDLES

for overhead or under seat convenience

LAPTOP/TABLET SLEEVE have protective gap built into design to not hit the ground

CONTOURED SHOULDER HARNESS shaped with EVA foam for ultimate comfort

MATERIALS

BODY 840 D polyester
BASE 1680 D polyester
LINING 200 D polyester
HARNESS & BACKPANEL Multi-density closed & open cell foams
FRAME CLPE

STASH DUFFEL TRAVEL BAG

- ▲ Harbor Blue
- ▲ Safari Green
- ▲ Sunset Red
- ▲ True Black



STASH DUFFEL

115L 95L 65L 45L

Simply utilitarian - exactly what you need from a duffel. Durable materials, multiple grab handles, and a wide-mouth opening make the Stash Duffel perfect for simple gear hauling.

ADDITIONAL FEATURES

- Zippered exterior pocket with key clip
- Compression straps on each end
- Four tubular reinforced webbing grab handles

MAIN ACCESS zippered wide-mouth

	volume	dimensions	weight
115L	115L	74 x 44 x 36cm	1.1kg
	7018in ³	29 x 17.5 x 14 in	2lb 6oz
95L	95L	74 x 41 x 28cm	900g
	5797in ³	29 x 16 x 11 in	2lb
65L	65L	64 x 34 x 28cm	850g
	3967in ³	25 x 13.5 x 11 in	1lb 4oz
45L	45L	55 x 34 x 28cm	700g
	2746in ³	21.5 x 13.5 x 11 in	1lb 8oz

- ▲ 115L GM74821; 95L GM74819; 65L GM74817; 45L GM74815
- ▲ 115L GM58815; 95L GM58814; 65L GM58813; 45L GM58812
- ▲ 115L GM58811; 95L GM58810; 65L GM58809; 45L GM58808
- ▲ 115L GM74820; 95L GM74818; 65L GM74816; 45L GM74814



MULTIPLE CARRY OPTIONS

traditional duffel-style carry, or use the padded harness straps for comfortable backpack carry. The top of the bag is padded for cushioned carry against back.



WIDE-MOUTH OPENING to main compartment provides exceptional access to interior

MATERIALS

BODY 840 D polyester

BASE 1680 D polyester

LINING 200 D polyester

HARNES & BACKPANEL Multi-density closed & open cell foams

ALPACA DUFFEL TRAVEL BAG

▲ Black ▲ Red △ White



ALPACA DUFFEL

120L 90L 60L 40L

Made from tough materials that hold up to expedition wear-and-tear, these duffels will protect all of your precious cargo. Free standing for easy packing with waterproof materials to keep everything dry.

ADDITIONAL FEATURES

- Heavy duty daisy chains and buckles
- Both cross-over and internal compression straps
- Grab handles on both ends

ELECTRONICS CARRY Internal tablet/netbook sleeve

MAIN ACCESS Buckled U-zip closure

	volume	dimensions	weight
120L	120L	76 x 41 x 38cm	2.2kg
	7323in ³	30 x 16 x 15 in	4lb 13oz
90L	90L	74 x 33 x 38cm	1.85kg
	5492in ³	29 x 13 x 15 in	4lb 1oz
60L	60L	66 x 28 x 36cm	1.55kg
	3661in ³	26 x 11 x 14 in	3lb 7oz
40L	40L	56 x 25 x 30cm	1.4kg
	2441in ³	22 x 10 x 12 in	3lb 1oz

▲ 120L GM52479; 90L GM52082; 60L GM52081; 40L GM52080

▲ 120L GM59520; 90L GM59521; 60L GM59522; 40L GM59523

△ 120L GM55385; 90L GM55384; 60L GM55383; 40L GM55382



MAIN CARRY HANDLES are adjustable and detachable with integrated padding. They quickly convert to shoulder harnesses. The top of the bag is padded for cushioned carry against your back.



ZIPPERED MESH POCKET under top lid

MATERIALS

BODY 1800 D Tarpaulin

BASE 1800 D Tarpaulin

LINING 210 D nylon

HARNES & BACKPANEL Multi-density closed & open cell foams

A close-up photograph of a blue tarp. The tarp is wrinkled and has numerous small water droplets scattered across its surface. In the center of the tarp, there is a white logo consisting of a stylized mountain peak or 'G' shape above the word 'GREGORY' in a bold, sans-serif font. The background is filled with lush green foliage, including pine needles in the upper left and various leafy plants and small white flowers on the right.


GREGORY

GLOBAL TECH

ACCESSORIES



 Royal Blue

RAINCOVER

Our fully seam-taped raincover provides protection from the elements, and is available in five sizes to fit anything from daypacks to expedition packs.

	volume
XSMALL	20-35L
	1000-2000in ³
SMALL	35-60L
	2000-4000in ³
MEDIUM	60-80L
	4000-5000in ³
LARGE	80-100L
	5000-6000in ³
XLARGE	100-120L
	6000-7000in ³

▲ XSmall GM51565; Small GM51564; Medium GM51563; Large GM51562; XLarge GM51561



RESERVOIR 2L

A breakthrough in hydration reservoirs with an internal baffle to reduce water slosh and prevent shape loss. The minimalist design perfectly meshes with the Fluid Mechanics packs for lightweight performance.

	volume	weight
ONE SIZE	2L	124g
	68oz	4.4oz

One Size GM74291



BOTTLE 24oz NEW

An all-new and improved nozzle eliminates leaks, even in technical terrain.

	volume	weight
ONE SIZE	700mL	64g
	24oz	2.3oz

One Size GM74292



EVERYDAY

COMPASS, SKETCH & GRAPH

Adventures don't stop where the trail ends, and neither does the need for a reliable way to haul your gear. We designed the Gregory Compass, Sketch and Graph series to *meet the demands of everyday life*, combining style and functional design with our advanced knowledge of load management to make your daily adventures as enjoyable as your weekend ones.



COMPASS

PACK DETAILS



VENTILATED backpack straps and padded, ventilated backpanel



LAPTOP CARRY external-access padded 15" laptop compartment with tablet sleeve



INTERNAL ORGANIZATION zippered mesh organizer pocket inside main compartment lid



EXTERNAL PADDING padded, semi-rigid front panel



ZIPPER LOCK added safety feature



SIDE COMPRESSION STRAPS

COMPARTMENT DIVISION

External-access, internally expanding divider panel keeps dirty clothes, gym gear or bike shoes from contaminating your meeting attire. Available on the Compass 40.



MATERIALS

- BODY** 420 D nylon
- BASE** 840 D polyester
- LINING** 200 D polyester
- HARNES & BACKPANEL** Multi-density closed & open cell foams
- FRAME** CLPE and HDPE Composite

COMPASS BACKPACK

▲ Carbon Gray ▲ Flame Red ▲ Navy Blue ▲ True Black



▲ ▲
COMPASS 40 NEW

The Compass 40 adds the mobility of a backpack to a sleek, semi-rigid, overhead-friendly carry-on design, making it ideal for active commuting, weekend getaways, and business travel. A padded laptop sleeve and mesh organizer pocket keep work and play from intermingling, while the internal expanding divider panel keeps dirty clothes, gym gear or bike shoes from contaminating your meeting attire.

ADDITIONAL FEATURES

- Separate, expanding bottom compartment

ELECTRONICS CARRY External-access padded
15" laptop compartment with tablet sleeve
MAIN ACCESS U-zip panel access

	volume	weight
ONE SIZE	40L	963g
	2440in ³	2lb 2oz

▲ One Size GM75001 ▲ One Size GM75002



▲ ▲ ▲ ▲
COMPASS 30 NEW

The Compass 30's compact profile and trail-ready ergonomic shoulder harness give it all the capabilities of an outdoor daypack, while organizer pockets, panel access and a padded laptop sleeve make it a business-savvy office assistant. Its 30-liter capacity offers more than enough space for lunch, gym wear, and a fresh change of clothes.

ELECTRONICS CARRY External-access padded
15" laptop compartment with tablet sleeve
MAIN ACCESS U-zip panel access

	volume	weight
ONE SIZE	30L	737g
	1830in ³	1lb 10oz

▲ One Size GM74996 ▲ One Size GM74997
▲ One Size GM74998 ▲ One Size GM75000

MORE DETAILS

TOP ACCESSORY POCKET with key clip and internal zippered mesh security pocket

SAFETY
light lash points

VISIBILITY
Reflective logo

SKETCH

PACK DETAILS 28L, 25L, 22L



28L 15" LAPTOP CARRY
external-access padded 15" laptop compartment with tablet sleeve



25L, 22L 15" LAPTOP CARRY
external-access padded 15" laptop compartment with tablet sleeve



28L, 25L U-LOCK CARRY
U-lock side lash points



22L, 18L HYDRATION PORT



ACCESSORY POCKET
side zippered accessory pockets



TOP ACCESSORY POCKET
top accessory pocket with internal device organization

25L ROLL TOP

By borrowing the weather-resistant roll-top closure design of a European courier bag, the Sketch 25 becomes a bike-commuter-friendly gear hauler. Laptop and tablet are accessed via an independent zippered compartment for quick storage on-the-go.



MORE DETAILS

ADJUSTABLE sternum strap and hipbelt

VISIBILITY reflective logo

DAISY CHAIN lash points on front

SKETCH BACKPACK

▲ Carbon Gray ▲ Flame Red ▲ Navy Blue ▲ True Black



▲ ▲ ▲
SKETCH 28 NEW

The Sketch 28 is tailor-made for bike commuting, with a sleek profile and organization for cycling gear, plus all the space you need for a full day or longer on the job. A sternum strap and stowable hipbelt add stability for curb jumping or afternoon trail hikes, while traditional top-loader access to the main compartment lets you dump in your gear and go.

ADDITIONAL FEATURES

- Large zippered front accessory/shoe pocket
- Dual side zippered accessory pockets
- Hidden zippered bike pump pocket

ELECTRONICS CARRY	External-access padded
	15" laptop compartment with tablet sleeve
MAIN ACCESS	cinch closure with compression lid

	volume	weight
ONE SIZE	28L	1.02kg
	1709in ³	2lb 4oz

▲ One Size GM75159 ▲ One Size GM75160 ▲ One Size GM75162

▲ ▲ ▲ ▲
SKETCH 25 NEW

By borrowing the weather-resistant roll-top closure design of a European courier bag, the Sketch 25 becomes a bike-commuter-friendly gear hauler. Adding laptop and accessory management makes it an office commuting expert, while Gregory signature fit and load-bearing technology take it beyond the day-to-day, giving you a business-ready daypack that functions outside city limits.

ADDITIONAL FEATURES

- Large zippered front accessory/shoe pocket
- Dual side zippered accessory pockets
- Hidden zippered bike pump pocket

ELECTRONICS CARRY	External-access padded
	15" laptop compartment with tablet sleeve
MAIN ACCESS	weather-resistant roll-top closure

	volume	weight
ONE SIZE	25L	964g
	1526in ³	2lb 2oz

▲ One Size GM75154 ▲ One Size GM75155
▲ One Size GM75156 ▲ One Size GM75158

▲ ▲ ▲ ▲
SKETCH 22 NEW

This aerodynamic pack slices through traffic on your way to class, and a dedicated laptop compartment makes sure your notes arrive intact. Despite its traditional shape, this trail-ready daypack offers far more than a traditional schoolbag: internal and external accessory pockets, bike-friendly side-access compartments, and an ergonomic, ventilated harness and backpanel with hydration hose management.

ADDITIONAL FEATURES

- Dual external flap accessory pockets
- Single side zip key/phone pocket
- Internal zippered mesh security pocket
- Internal divider magazine sleeve
- Hydration port

ELECTRONICS CARRY	External-access padded
	15" laptop compartment with tablet sleeve
MAIN ACCESS	zippered main compartment

	volume	weight
ONE SIZE	22L	794g
	1343in ³	1lb 12oz

▲ One Size GM75149 ▲ One Size GM75150
▲ One Size GM75151 ▲ One Size GM75153

SKETCH

PACK DETAILS 18L, 15L, 8L



INTERNAL POCKET

internal small laptop/tablet pocket
doubles as a hydration sleeve



18L, 15L ACCESSORY POCKETS

dual side zippered accessory pockets



8L PHONE CARRY

strap-mounted zippered mobile
device pocket with headphone port



Yuri Shibuya

MORE DETAILS

GRAB HANDLE padded top grab handle

SAFETY light lash points

VISIBILITY reflective logo

MATERIALS

BODY 420 D nylon

BASE 840 D polyester

LINING 200 D polyester

HARNES & BACKPANEL Multi-density
closed & open cell foams

FRAME CLPE and HDPE Composite

SKETCH BACKPACK

▲ Carbon Gray ▲ Flame Red ▲ Navy Blue ▲ True Black



SKETCH 18 NEW

Trim on the outside, but fully featured for the daily grind, the Sketch 18 is the bag you'll grab for everything from a ten-mile hike to a twelve-hour shift at the shop. The spacious main compartment features a full-sized laptop pocket that can double as a hydration sleeve, while the three external accessory pockets keep an organized eye on smaller items.

ADDITIONAL FEATURES

- Top zippered security pocket
- Dual side zippered accessory pockets
- Adjustable sternum and hipbelts
- Hydration port

ELECTRONICS CARRY Internal hydration sleeve/laptop/tablet pocket

MAIN ACCESS Single zippered main compartment

	volume	weight
ONE SIZE	18L	453g
	1099in ³	1lb

▲ One Size GM75145 ▲ One Size GM75146
▲ One Size GM75147 ▲ One Size GM75148



SKETCH 15 NEW

The ultimate sidekick for everyday or travel use, the Sketch 15 is a compact daypack that's brimming with function. The main compartment holds a windbreaker, lunch, and the latest best-seller, while the internal sleeve secures your tablet or netbook in case the office calls. On the outside, a single side accessory pocket keeps your phone at the ready, and lash points accept a taillight for after-dusk commuting.

ADDITIONAL FEATURES

- Side zippered accessory pocket
- Adjustable sternum and hipbelts

ELECTRONICS CARRY Internal hydration sleeve/netbook/tablet pocket

MAIN ACCESS Single zippered main compartment

	volume	weight
ONE SIZE	12L	340g
	916in ³	12oz

▲ One Size GM75142 ▲ One Size GM75143 ▲ One Size GM75144



SKETCH 8 NEW

The Sketch 8 is a sling pack tailor-made for the active individual. Its main compartment boasts organization for your tablet, cards, and writing instruments, while the external device pocket keeps a phone or point-and-shoot at the ready. The ergonomic single strap features a quick-drying padded mesh liner and attaches to either side for left- or right-handed carry.

ADDITIONAL FEATURES

- Ambidextrous sling design with quick-release buckle
- Internal writing instrument and card organization

ELECTRONICS CARRY Internal tablet sleeve

MAIN ACCESS Single zippered main compartment

	volume	weight
ONE SIZE	8L	283g
	488in ³	10oz

▲ One Size GM75138 ▲ One Size GM75139 ▲ One Size GM75141

GRAPH

PACK DETAILS



18L, 12L 15" LAPTOP CARRY

external-access padded 15" laptop compartment



18L, 12L COMFORT CARRY

Right- or left-carry adjustable padded shoulder strap



10L TABLET CARRY

internal tablet/netbook sleeve



18L, 12L TABLET CARRY

main compartment with zip closure and interior divider sleeve



SAFETY LIGHT LASH POINT



ACCESSORY ORGANIZATION

18L ROLL-TOP

Large main compartment with roll-top closure for added weather resistance, while maintaining an independent external zipper for quick laptop and tablet access.



MATERIALS

- BODY** 420 D nylon
- BASE** 840 D polyester
- LINING** 200 D polyester
- HARNES & BACKPANEL** Multi-density closed & open cell foams
- FRAME** CLPE and HDPE Composite

GRAPH SHOULDER BAG

▲ Carbon Gray ▲ Flame Red ▲ Navy Blue ▲ True Black



▲ ▲
GRAPH 18 NEW

A fully featured business bag hiding behind a classic messenger silhouette. Its weather-resistant roll-top and front accessory pocket keep work and play from mixing, while an external laptop sleeve provides quick access for airline travel. Bike-friendly ergonomics and office-friendly design make it the perfect choice for the urban two-wheel commute.

ADDITIONAL FEATURES

- Second flap compartment with dual buckle closure
- Dual side zip quick-access accessory pockets
- Interior zippered mesh organizer pocket
- Right- or left-carry adjustable padded shoulder strap
- Reflective logo for safety
- Durable grab-handle

ELECTRONICS CARRY	External-access padded
	15" laptop compartment
MAIN ACCESS	roll-top closure with interior divider sleeve

	volume	weight
ONE SIZE	28L	1.02kg
	1709in ³	2lb 4oz

▲ One Size GM75131 ▲ One Size GM75132

▲ ▲ ▲
GRAPH 12 NEW

Tough, compact, and versatile, the Graph 12 is ready for a lightning cross-town dash to a client meeting or the sprint to class after a sunny nap on the quad. With room for a rain shell and a sandwich in the main compartment, organized accessories in the front, and a full-sized, external-access laptop sleeve in the padded backpanel, you can arrive prepared for anything without ever breaking a sweat.

ADDITIONAL FEATURES

- Second flap compartment with dual buckle closure
- Right- or left-carry adjustable padded shoulder strap
- Reflective logo for safety
- Durable grab-handle

ELECTRONICS CARRY	External-access padded
	15" laptop compartment
MAIN ACCESS	Zip closure with interior divider sleeve

	volume	weight
ONE SIZE	25L	964g
	1526in ³	2lb 2oz

▲ One Size GM75133 ▲ One Size GM75134 ▲ One Size GM75135

▲ ▲
GRAPH 10 NEW

When devices and accessories threaten to overwhelm your day, fight back with the Graph 10. Our smallest messenger-style bag helps keep tabs on your tablet, phone, wallet, and a lightweight layer or sack lunch, while the adjustable shoulder strap and grab handle offer multiple carry options for hacking through the concrete jungle.

ADDITIONAL FEATURES

- Front zip compartment with internal organization and key clip
- Dual-zip pass-through front pocket

ELECTRONICS CARRY	Internal tablet/netbook sleeve
MAIN ACCESS	Buckled flap closure

	volume	weight
ONE SIZE	22L	794g
	1343in ³	1lb 12oz

▲ One Size GM75136 ▲ One Size GM75137



SUNBIRD

BACK TO GREGORY'S ROOTS

In 1970 at the age of 22, Wayne Gregory started his first backpack company, Sunbird, with just \$500 and the support of his wife, Suszy. At this time, consumers never imagined a mountain equipment business could be successful, but Wayne and Suszy succeeded against all opposition, designing and building better fitting packs during these early years of the outdoor industry.

Many manufacturers tried to replicate the design of Sunbird products during this time, but none found it sustainable. To introduce the next evolution in backpack technology, Wayne founded Gregory Mountain Products and created the Cassin - the first anatomically correct internal-frame pack, designed for maximum fit and comfort. From this point on, backpack design history would continue to evolve with more manufacturers following Wayne's new direction.

To this day, Gregory continues to be the leader in technology, innovative designs, materials, fit and comfort. Forty years later, we revisit Gregory's roots with the Sunbird series - designed to exemplify classic Gregory functionality and durability. We have selected fabrics and materials originally conceived by Wayne Gregory: classic cotton-polyester canvas, authentic steel alligator clips and figure-eight attachment systems, and chrome-tanned leather details. These products embody the character and outdoor spirit of Wayne's original work.



SUNBIRD BACKPACKS & SHOULDER BAGS

▲ Rust ▲ Sax Blue ▲ Tan ▲ Trad Black



▲ ▲ ▲ ▲

FAR OUT DAY NEW

The Far Out brings a new look to the tried and true daypack. Organization and style combine in a pack destined to be a classic.

ADDITIONAL FEATURES

- Twin front pockets
- Top and bottom leather lash points
- Internal organizer
- Leather zipper pulls
- Top hang loop
- #10 main zipper opening
- Front daisy chain
- Ice axe loop
- Quilted backpanel

	volume	weight	dimensions
ONE SIZE	25L	700g	25.5 x 44.5 x 20 cm
	1526in ³	1lb 8oz	10 x 17.5 x 8 in

▲ GM59367 ▲ GM74692 ▲ GM59368 ▲ GM74693



▲ ▲ ▲ ▲

KLETTERR DAY NEW

This classic, panel-loading, teardrop-shaped pack features some of Wayne's authentic, original design elements to make it stand out in a crowd

ADDITIONAL FEATURES

- #10 YKK zipper on main compartment
- Figure eight sliders allow you to easily secure an attachment pocket to the front of the pack
- Top, front and bottom leather attachment panels
- Single axe/pole attachment loop
- Reinforced original spec shoulder harness with alligator clip adjustment
- 2.54cm hipbelt webbing
- Quilted Cordura® nylon backpanel
- Cordura® nylon bottom panel

	volume	weight	dimensions
ONE SIZE	19.7L	710g	44 x 36 x 15 cm
	1202in ³	1lb 9oz	17 x 14 x 6 in

▲ GM57465 ▲ GM74698 ▲ GM57467 ▲ GM74699



▲ ▲ ▲ ▲

OFFSHORE DAY NEW

Simple and minimal - this bag has just what you need and nothing else. The vintage styling speaks to the first packs Wayne ever designed.

ADDITIONAL FEATURES

- Single, large main compartment with interior sleeve
- Top zippered accessory pocket
- Quilted Cordura® nylon back panel
- Ice axe/trekking pole attachment loops
- Two leather attachment panels on front

	volume	weight	dimensions
ONE SIZE	16L	465g	40.5 x 24 x 14 cm
	976in ³	1lb 0.4oz	10 x 9 x 5.5 in

▲ GM74425 ▲ GM74700 ▲ GM74427 ▲ GM74701



BOARDWALK SHOULDER NEW

Clean, vintage styling in a modern messenger bag. Intuitive pocketing in just the right places maintains organization within the minimal design.

ADDITIONAL FEATURES

- Dual snap closure on main compartment
- Front zippered pocket with internal accessory sleeves
- Large main compartment with hook-and-loop-secured sleeve for laptop or magazines
- Rear zippered pocket

	volume	weight	dimensions
ONE SIZE	14L	555g	39 x 27 x 13 cm
	854in ³	1lb 4oz	15 x 10.6 x 5 in

▲ GM74406 ▲ GM74686 ▲ GM74408 ▲ GM74687

SUNBIRD POUCHES & TOTES

▲ Rust ▲ Sax Blue ▲ Tan ▲ Trad Black



▲ ▲ ▲ ▲

CARDIFF POUCH NEW

A great pouch for carrying your belongings.

ADDITIONAL FEATURES

- Zippered main compartment
- Internal sleeve pocket
- Front, zippered pocket
- Quilted Cordura® nylon backpanel

▲ ▲ ▲ ▲

HIP POCKET NEW

A compact pouch with multi-carry options, perfect for a short haul.

ADDITIONAL FEATURES

- Front zippered pocket
- Detachable shoulder strap
- Zippered main compartment
- Multi-attachment system fits up to a 5cm strap
- Cordura® nylon backpanel

▲ ▲ ▲ ▲

TAIL GATE NEW

A roomy and comfortable waist pack.

ADDITIONAL FEATURES

- #10 YKK zipper on main compartment
- Detachable shoulder strap
- Side zippered pocket
- Cordura® nylon bottom panel
- Non-slip carry handles
- Leather attachment panels on each side

	volume	weight	dimensions
ONE SIZE	2.5L	280g	23 x 14 x 8 cm
	153in ³	10oz	9 x 6 x 3 in

▲ GM74688 ▲ GM74689 ▲ GM74690 ▲ GM74691

	volume	weight	dimensions
ONE SIZE	1.8L	180g	19 x 14 x 6 cm
	110in ³	6.5oz	8 x 6 x 3 in

▲ GM57474 ▲ GM74695 ▲ GM57476 ▲ GM74696

	volume	weight	dimensions
ONE SIZE	6L	405g	38 x 17 x 10 cm
	366in ³	14oz	15 x 7 x 4 in

▲ GM74709 ▲ GM74711 ▲ GM74710 ▲ GM74712



TAIL BREEZE NEW

This waistpack with padded backpanel will carry all of your necessities for a day out on the trail comfortably.

ADDITIONAL FEATURES

- Zippered main compartment
- Interior sleeve pocket with hook-and-loop closure
- Quilted Cordura® nylon backpanel
- Cordura® nylon bottom panel
- 3.8cm webbing strap

	volume	weight	dimensions
ONE SIZE	3L	215g	12 x 27 x 7 cm
	183in ³	8oz	5 x 11 x 3 in

▲ GM58515 ▲ GM74706 ▲ GM58517 ▲ GM74707



SUNRISE TOTE NEW

Finally, a tote for everyday use. The Sunrise Tote is the ideal size for your daily life. With a durable bottom panel and stand-up handles, this tote gets the job done.

ADDITIONAL FEATURES

- Zippered main compartment
- Front zippered pocket
- Internal zippered pocket
- Quilted bottom panel
- Detachable shoulder strap

	volume	weight	dimensions
ONE SIZE	16L	555g	31 x 48 x 15 cm
	976in ³	1lb 4oz	12 x 19 x 6 in

▲ GM74247 ▲ GM74704 ▲ GM74348 ▲ GM74705

MATERIALS

BODY 500 D cotton / polyester

BASE 500 D nylon

LINING 420 D high-density nylon

HARNES & BACKPANEL Multi-density closed & open cell foams

FRAME CPLE

MARKETING/SALES MATERIALS

GREGORY VIDEOS



Gregory has made a concerted effort to produce high-quality videos that support both the dealer and the customer. Product videos highlight the features and benefits of the bags in a real user environment. Educational videos teach the viewer about things like properly fitting a Gregory pack. Lifestyle videos inspire adventure and show the products performing in their element. All videos can be embedded and shared, so dealers and users can easily use them on their own sites or share with friends on their favorite social channel.

HOW TO EMBED

- 1** Go to vimeo.com/gregorypacks
- 2** Find and click on the video you are looking for. Click on the "Share" button on the video player.
- 3** The embed code to drop on your own website will be found at the bottom of the new window. If you need to customize the options for your needs you can do so by clicking on the "+ show options" button.

ASSET LIBRARY



A back door portal for our retail partners to easily access all Gregory product and in-use photos, ad templates, videos, workbooks, catalogs, logos, and more.

DEALER LOGIN

URL: press.gregorypacks.com

USER: press

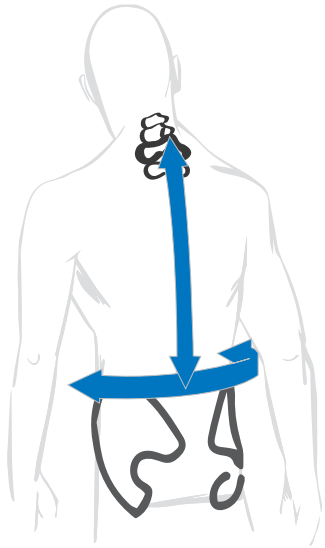
PASSWORD: login

GREGORY FIT JIG NEW

The Fit-O-Matic sizing jig takes hipbelt measurements in addition to the torso length and hip angle measurements. This makes fitting a pack simple and ensures consumers leave the store with a properly custom fit Gregory pack.



GREGORY FIT PHILOSOPHY



In 1977, Wayne Gregory started designing and building backpacks based on one simple, but groundbreaking philosophy: a properly designed pack is not carried, but worn. Wayne's fit philosophy continues today with every pack we design and build.

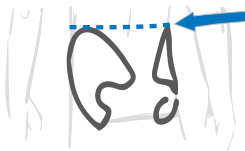
A properly fit pack ensures miles of enjoyment on the trail. Matching torso size with the appropriate pack size leads to better energy efficiency through a more stable pack carry, plus enhanced comfort for any outdoor activity.

Our goal with customers is to achieve the most accurate fit possible. This requires a few minutes of time, but it is worth it to be able to arrive at the best fitting pack possible.

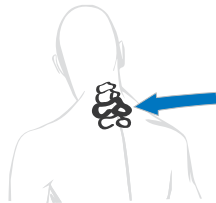
A properly fit pack means greater energy efficiency for the user, more stability on the back and overall increased comfort on the trail.

HOW TO MEASURE

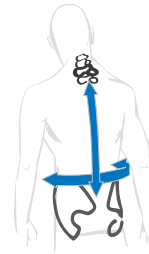
Taking just a few minutes to accurately measure sizing will yield the best fitting pack possible. Follow these easy steps to get there:



1 Find the ILIAC CREST (top of the hip bone)



2 Find the C7 VERTEBRA (largest bump at the base of the neck)



3 Measure from the C7 down along the spine to where it intersects with the ILIAC CREST

TORSO LENGTH - MEN & WOMEN

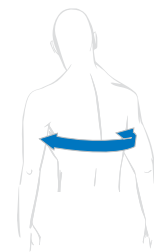
XS	S	M	L
36 - 41 CM 14 - 16 IN	41 - 46 CM 16 - 18 IN	46 - 51 CM 18 - 20 IN	51 - 56 CM 20 - 22 IN

TORSO LENGTH - YOUTH

XS/S	S/M
33 - 46 CM 13 - 18 IN	38 - 51 CM 15 - 20 IN

CHEST CIRCUMFERENCE - TRAIL RUNNING PACKS

	XS/S	S/M	M/L
MEN	N/A	LESS THAN 99 CM 39 IN	MORE THAN 99 CM 39 IN
WOMEN	LESS THAN 89 CM 35 IN	MORE THAN 89 CM 35 IN	N/A



MEN: Measure around the widest part of your chest

WOMEN: Measure around the chest, staying tight under the arm and over the bust line.

EUROPEAN AGENCIES & DISTRIBUTORS

AUSTRIA

GREGORY EUROPE

Christoph Merian Ring 7
CH - 4153 Reinach
+41 61 564 33 33 (ph)
travel.europe@gregorypacks.com

GERMANY

▲ North, Central, East

OUTSIDE EQUIPMENT

Breite Str. 7b
D - 27412 Breddorf
+49 (0)4285 9249282 (ph)

Dirk Thiele

dirk@outside-equipment.de

▲ Bavaria

SPORT HANDELSAGENTUR

RIETZSCHEL

Showroom Haus 2 / 1.Etage
Mahdentalstr. 110
D - 71065 Sindelfingen
+ 49 (0) 174 2041067 (ph)

Wendelin Gommel

sport-handelsagentur-gommel@web.de

▲ South, West

SPORT HANDELSAGENTUR

RIETZSCHEL

Rheinfeldstr. 21
D - 67354 Römerberg
+49-6232 8156786 (ph)

Sascha Rietzschel

sport-handelsagentur@web.de

ITALY

Alberto Marazzi

Via Piave 17-19
I - 22069 Rovellasca/CO
+39 339 7557379 (ph)
marazzi.alberto@gmail.com

NORWAY

XC SPORTS EQUIPMENT AS

Baker Østbys vei 17
N - 1351 Rud
+47 (0)40001916 (ph)
sjur@xcsports.com

POLAND

CRAGSPORT S.C

Ul. Bujwida 2/2
PL - 31-529 Krakow
+48 501 362500 (ph)
info@cragsport.pl

BENELUX

CJ AGENCIES

Hermesweg 26-28
NL - 3741 GP Baarn
+31 35 542 4200
info@cjagencies.nl

CZECH REPUBLIC

ALPSPORT S.R.O

Tyrsova 25
CZ - 702 00 Ostrava
+420 (0)596 122441 (ph)
vo@alpsport.cz

FINLAND

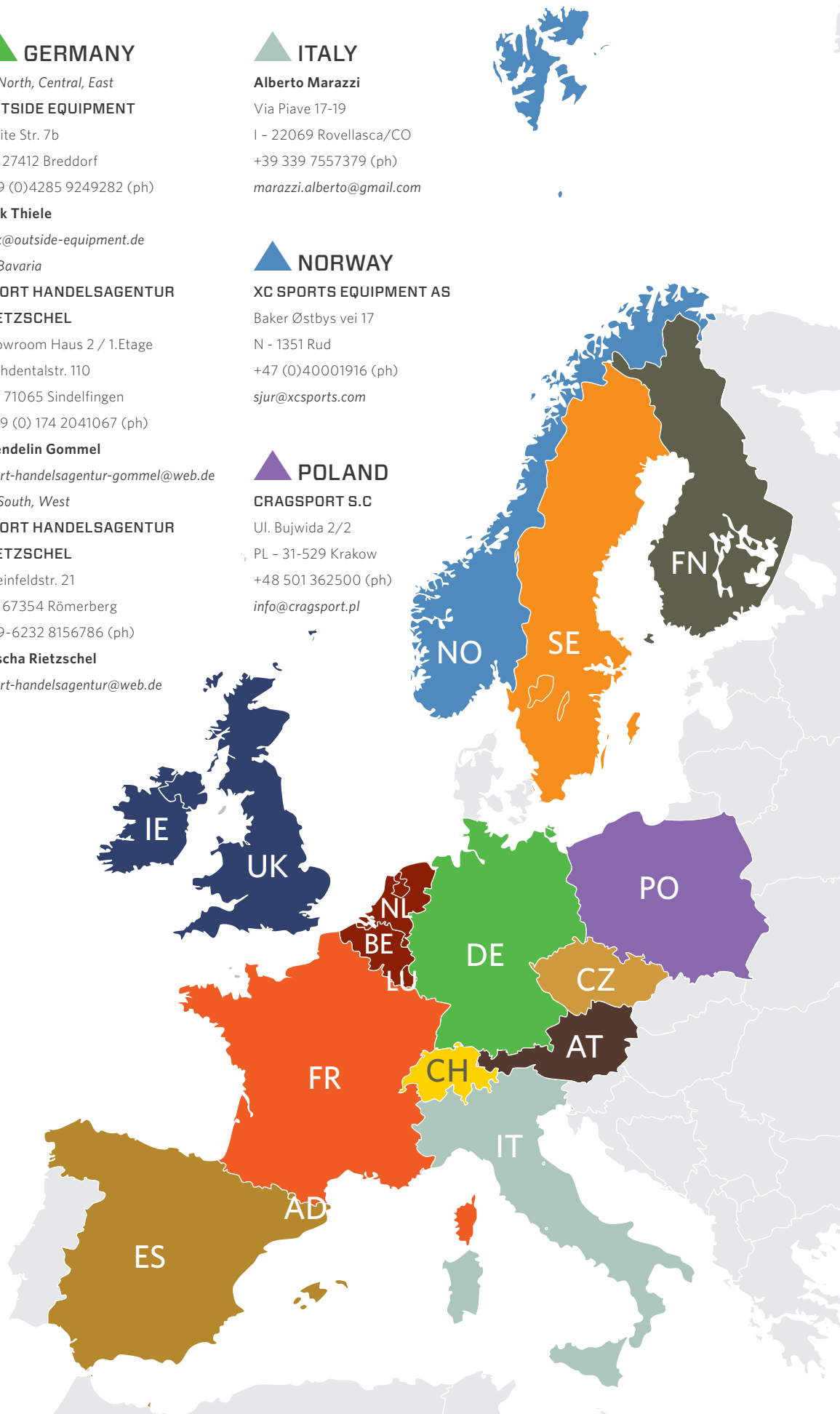
GREENDOOR OY

Nuijamiestentie 5B
SF - 00400 Helsinki
+358 10 470 2630
Jarmo.karvinen@greendoor.fi

FRANCE & ANDORRA

PL DIFFUSION

Le Village
F - 26210 Moras En Valloire
+33-04-75-31-60-76 (ph)
p.l.diffusion@wanadoo.fr



 **SPAIN**

CLIMB TOOLS S.L.

Michoacan 1
E - 28250 Torrelodones
+34 609 294081 (ph)

Pablo Aguado Casas

climbtools@climbtools.com

 **SWITZERLAND**

ICON OUTDOOR AG

Aathalstr. 84
CH - 8610 Uster
+41 41 3884121 (ph)
contact@icon-outdoor.ch

 **UK & IRELAND**

Bradshaw Taylor

16 Mill Street
GB - Oakham Rutland LE15 6EA
+44 1572 772511
gregorypacks@bradshawtaylor.com

 **SWEDEN**

VERTICAL EXPERIENCES

Luxgatan 6
S - 112 62 Stockholm
+ 46 73 5816562 (ph)

Per Swartling

per@verticalx.se

FOUNDER

WAYNE GREGORY

WGregory@gregorypacks.com

SALES & MARKETING

ANDREA MEERHOLZ

Brand Director Europe
Andrea.Meerholz@gregorypacks.com

COLLEEN NIPKOW

Marketing Director
Colleen.Nipkow@gregorypacks.com



GREGORY NORTH AMERICA

2088 East 3900 South
Salt Lake City, UT 84124
801-993-6633 (office)
877-477-4292 (DSS)
801-993-6677 (fax)
customerservice@gregorypacks.com

GREGORY JAPAN

4-24-101 Kaigandori
Nakaku, Yokohama
Kanagawa 231-0002, Japan
81-45-680-1347 (office)
81-45-680-1348 (fax)

GREGORY EUROPE

c/o Black Diamond Equipment AG
Christoph Merian Ring 7
CH - 4153 Reinach
+41 61 564 33 33 (office)
travel.europe@gregorypacks.com
warranty.europe@gregorypacks.com



GREGORYPACKS.COM